

ORIGINALSTYLE

MOSAICS



Mosaics

Welcome to our extensive collection of mosaics made from contemporary glass, precious metals, shimmering iridescents, luxurious shell or tumbled marble

Versatile mosaics have always been in style and they are a brilliant way to add an individual touch to your home in so many different ways: as a splashback, a shower wall, a decorative wall feature, an accent within a neutral scheme, to provide a contrast of colour or texture.

To make it easy to choose the perfect mosaic, there are three sections: **Walls**, **Floors** and **Stone**.
In each section, the mosaics swatches are laid out in colour order, from bright white to inky black, with a whole spectrum of colours in between. Over the following few pages we highlight some of the latest additions to the range and all new mosaics are clearly marked.



New
Introducing some of the latest additions to the collection



Walls
A dazzling choice of mosaics made from different materials from white to black



Floors
These mosaics have been designed specifically for use on floors



Stone and borders
Tumbled, polished or honed natural stone shaped into mosaics, with borders for a finishing touch



Bespoke
If you still can't find what you are looking for, we can make it for you!



Information and Index
Technical details, suitability guidelines, and an A-Z list of products

← Jakku GW-JAKMOS (p104)
Front cover image: Pearl Scale Frosted GW-PRLSCMOSF (p19)

New arrivals

Some of the latest additions









Opposite: Top left Torcello White Square (p24) | **Top right** Leaf Grey and Silver (p64) | **Bottom** Ardesia (p105)
Below: Kinetic (p118)



New arrivals

Some of the latest additions



Opposite: Fable (p114)
Below: Aqua Scale Frosted (p81) | **Lower left** Reflections Silver (p61) | **Lower right** Lagos (p73)







New arrivals

Some of the latest additions







Opposite: Top Kalifa (p54) | **Bottom** Bianco Marble (p99)
Below: Medine (p113)



Walls

The following section is full of mosaics suitable for walls in different styles, materials and textures.
They are laid out in colour order, from white to black, to help you choose the perfect mosaic for your project

White Lady GW-WLYMOS (p15)





Pearly Whites

The height of luxury - all the mosaics on this page are made from natural shell

Pearl Brickbond



318 x 310 x 2mm
12 ½" x 12 3⁄16" x 1⁄16"
Individual piece size:
24 x 15mm 15⁄16" x 9⁄16"

EW-PRLMOSBB
shell

Pearl



305 x 305 x 2mm
12" x 12" x 1⁄16"
Individual piece size:
20mm 13⁄16"

EW-PRLMOS
shell

Innocence



305 x 305 x 2mm
12" x 12" x 1⁄16"
Individual piece size:
20mm 13⁄16"

EW-INNMOS
shell

Purity



300 x 300 x 2mm
11 13⁄16" x 11 13⁄16" x 1⁄16"
Individual piece size:
15mm 5⁄8"

EW-PURMOS
shell



Pearl Brickbond EW-PRLMOSBB



Purity EW-PURMOS

White Pearl Herringbone



305 x 285 x 2mm
12” x 11 ¼” x 1/16”
shell

Individual piece size:
25 x 15mm 9/16" x 1/16"

EW-WPHERMOS

White Pearl Hexagon



295 x 285 x 2mm
11 5/8” x 11 ¼” x 1/16”
shell

Individual piece size:
15mm 9/16"

EW-WPHEXMOS

White Pearl Lozenge



305 x 298 x 2mm
12” x 11 ¾” x 1/16”
shell

Individual piece size:
20 x 15mm 13/16" x 9/16"

EW-WPLOZMOS

Please turn to page 150 for full details of suitability and special notes on individual products



White Lady GW-WLYMOS

Iridescent Whites

Banish the lacklustre and bring on the lustrous with iridescence. Enjoy their changing colours under different lighting conditions



Illusion GW-ILSMOS



Whitney GW-WHIMOS

White Lady



285 x 285 x 6mm
11 ¼" x 11 ¼" x ¼"

GW-WLYMOS
glass/iridescent

Individual piece size:
19mm ¾"

Illusion



300 x 300 x 8mm
11 $^{13}/_{16}$" x 11 $^{13}/_{16}$" x $^{5}/_{16}$"

GW-ILSMOS
glass

Individual piece size:
23mm ⅞"

Whitney



327 x 327 x 4mm
12 ⅞" x 12 ⅞" x $^{3}/_{16}$"

GW-WHIMOS
recycled glass/iridescent

Individual piece size:
20mm $^{13}/_{16}$"

Milk Pearl ◇



327 x 327 x 6mm
12 ⅞" x 12 ⅞" x ¼"

GW-MKPPMOS
glass/iridescent/paper faced

Individual piece size:
25mm 1"

Please turn to page 150 for full details of suitability and special notes on individual products



Ultimo Shell GW-UMSMOS

Ultimo Shell



300 x 300 x 9mm
11 13⁄16" x 11 13⁄16" x 3⁄8"

GW-UMSMOS
glass iridescent

Individual piece size:
48mm 1 7⁄8"

Huascaran



327 x 327 x 4mm
12 7⁄8" x 12 7⁄8" x 3⁄16"

GW-HSRMOS
glass/mixed blends

Individual piece size:
20mm 13⁄16"



Taupo Stripe GW-TPOMOS with Grisaille EW-VMGRIG1 (p128)

Taupo Stripe



327 x 327 x 4mm
12 7/8" x 12 7/8" x 3/16"

GW-TPOMOS
glass/mixed blends

Individual piece size:
20mm 13/16"

Peace



300 x 300 x 8mm
11 13/16" x 11 13/16" x 5/16"

GW-PEAMOS
glass/iridescent

Individual piece size:
23mm 7/8"

Mont Blanc



327 x 327 x 4mm
12 7/8" x 12 7/8" x 3/16"

GW-MBLMOS
glass/iridescent

Individual piece size:
20mm 13/16"

Please turn to page 150 for full details of suitability and special notes on individual products





Ice GW-ICERRMOS

new Pearl Scale Frosted



296 x 256 x 8mm
11 5⁄16" x 10 5⁄64" x 5⁄16"
GW-PRLSCMOSF
frosted glass
Individual piece size:
47 x 40mm 1 7⁄8" x 1 9⁄16"

new Pearl Scale Clear



296 x 256 x 8mm
11 5⁄16" x 10 5⁄64" x 5⁄16"
GW-PRLSCMOS
clear glass
Individual piece size:
47 x 40mm 1 7⁄8" x 1 9⁄16"

Ice ✦



300 x 300 x 7-9mm
11 3⁄4" x 11 3⁄4" x 1⁄4"-3⁄8"
GW-ICERRMOS
glass/iridescent
Individual piece size:
23 x 48mm 15⁄16" x 1 7⁄8"

Pearl Scale Frosted GW-PRLSCMOSF with Portland Stone Ash from the Tileworks collection



Arctic Clear Brickbond GW-ARTMOSBBC



Bright Whites

Crisp and pure whites to pair with other colours – or keep it simple and layer white with white

Karisimbi

327 x 327 x 4mm
12 7/8" x 12 7/8" x 3/16"
Individual piece size:
20mm 13/16"

GW-KRMMOS
glass/mixed blends

Kongur

327 x 327 x 4mm
12 7/8" x 12 7/8" x 3/16"
Individual piece size:
20mm 13/16"

GW-KNGMOS
recyled glass/matt

Arctic



300 x 300 x 5mm
11 13/16" x 11 3/16" x 3/16"
Individual piece size:
24mm 1"

GW-ARTMOS
glass

Arctic Clear Brickbond



300 x 300 x 10mm
11 13/16" x 11 3/16" x 3/8"
Individual piece size:
24 x 48mm 1" x 1 7/8"

GW-ARTMOSBBC
glass

Soft Tones

Hints of creams, beiges and browns, gently mixed with white for a softer effect

Galiano Silk GW-GLSPMOS





Onya EW-ONYMOS with Dionysus 60x30 glass tiles from the Glassworks collection

Onya



300 x 300 x 8mm
11 13/16" x 11 13/16" x 5/16"

EW-ONYMOS
glass/mixed/iridescent

Individual piece size:
15mm 9/16"

Galiano Silk ◇



327 x 327 x 6mm
12 7/8" x 12 7/8" x 1/4"

GW-GLSPMOS
glass/paper faced

Individual piece size:
25mm 1"

Rois



301 x 301 x 8mm
11 7/8" x 11 7/8" x 5/16"

EW-ROIMOS
mixed materials

Individual piece size:
15mm 5/8"

Marmo



298 x 298 x 7mm
11 3/4" x 11 3/4" x 1/4"

CS-MMOMOS
porcelain

Individual piece size:
23mm 7/8"

Please turn to page 150 for full details of suitability and special notes on individual products



Torcello White Hexagon GW-TORHEXMOS

Torcello White Hexagon



324 x 280 x 5mm
12 ¾" x 11" x 3/16"
Individual piece size:
25mm 3/16"

GW-TORHEXMOS
recycled glass

new Torcello White Brickbond



298 x 298 x 5mm
11 13/16" x 11 13/16" x 3/16"
Individual piece size:
98 x 44mm 3⅞" x 1¾"

GW-TORBBMOS
recycled glass

new Torcello White Square



298 x 298 x 5mm
11 13/16" x 11 13/16" x 3/16"
Individual piece size:
48mm 1 ⅞"

GW-TORMOS
recycled glass



Torcello White Square GW-TORMOS

Creamy Whites & Beiges

Introducing warmer shades into the mix, with mosaics made from glass, stone and other materials

Milk Silk ◇



327 x 327 x 6mm
12 7/8" x 12 7/8" x 1/4"
GW-MKSPMOS
glass/paper faced
Individual piece size:
25mm 1"

Lafayette Silk ◇



327 x 327 x 6mm
12 7/8" x 12 7/8" x 1/4"
GW-LFSPMOS
glass/paper faced
Individual piece size:
25mm 1"

Lafayette Pearl ◇



327 x 327 x 6mm
12 7/8" x 12 7/8" x 1/4"
GW-LFPPMOS
glass/iridescent/paper faced
Individual piece size:
25mm 1"

Harmony



327 x 327 x 4mm
12 7/8" x 12 7/8" x 3/16"
GW-HARMOS
glass/gold fleck
Individual piece size:
20mm 13/16"

Exti ✣



301 x 301 x 8mm
11 7/8" x 11 7/8" x 5/16"
EW-EXTMOS
mixed materials
Individual piece size:
15mm 5/8"

Golpo ✣



301 x 301 x 8mm
11 7/8" x 11 7/8" x 5/16"
EW-GOLMOS
mixed materials
Individual piece size:
15mm 5/8"



Barcelona GW-BRCMOS. Shown with Mineral Portland Natural 60x60 (floor) and 60x30 (wall) from the Tileworks collection

Alluvial



334 x 304 x 8mm
12" x 13 ⅛" x 5/16"

GW-ALLMOS
stone/glass

Individual piece size:
Mixed

Barcelona



318 x 318 x 6.6mm
12 ½" x 12 ½" x 5/16"

GW-BRCMOS
glass

Individual piece size:
15mm 5/8"

Please turn to page 150 for full details of suitability and special notes on individual products



Selene GW-SELMOS

Soft Browns & Mixes

Mosaics come in all shapes and sizes

Use different tile profiles and interesting materials to express your individuality. Explore the palette of soft to warm browns and mixes on this and the following pages to see the wide variety available for any number of styles from earthy organic to urban industrial

Selene



295 x 280 x 8mm
11 5⁄8" x 11" x 5⁄16"
GW-SELMOS
glass
Individual piece size:
30 x 25mm 1 3⁄16" x 1"

Theia



290 x 290 x 8mm
11 3⁄8" x 11 3⁄8" x 5⁄16"
GW-THIMOS
glass
Individual piece size:
30 x 25mm 1 3⁄16" x 1"

Shala



327 x 327 x 4mm
12 7⁄8" x 12 7⁄8" x 3⁄16"
GW-SHLMOS
glass/mixed blends
Individual piece size:
20mm 13⁄16"

Jai ✣



301 x 301 x 8mm
11 7⁄8" x 11 7⁄8" x 5⁄16"
EW-JAIMOS
mixed materials
Individual piece size:
15mm 5⁄8"

Latouche Natural ◇



327 x 327 x 6mm
12 7⁄8" x 12 7⁄8" x 1⁄4"
GW-LTNPMOS
glass/iridescent/paper faced
Individual piece size:
25mm 1"

Latouche Silk ◇



327 x 327 x 6mm
12 7⁄8" x 12 7⁄8" x 1⁄4"
GW-LTSPMOS
glass/paper faced
Individual piece size:
25mm 1"

Postojna ✣



300 x 300 x 8mm
11 13⁄16" x 11 13⁄16" x 5⁄16"
EW-POSMOS
glass/stone
Individual piece size:
23mm 7⁄8"

Morning Sun



298 x 298 x 8mm
11 13⁄16" x 11 13⁄16" x 5⁄16"
GW-MORMOS
glass/iridescent

Serpentine Silk ◇



327 x 327 x 6mm
12 7⁄8" x 12 7⁄8" x 1⁄4"
GW-SPSPMOS
glass/paper faced
Individual piece size:
25mm 1"

Please turn to page 150 for full details of suitability and special notes on individual products



Warm Browns & Mixes



Czars Delight GW-CZDMOS



Silurian GW-SILMOS

Aldo



301 x 301 x 8mm
11 7⁄8" x 11 7⁄8" x 5⁄16"
EW-ALDMOS
mixed materials

Individual piece size:
15mm 5⁄8"

Prague



318 x 318 x 6.6mm
12 1⁄2" x 12 1⁄2" x 5⁄16"
GW-PRGMOS
glass

Individual piece size:
15mm 5⁄8"

Lombok



300 x 300 x 8mm
11 13⁄16" x 11 13⁄16" x 5⁄16"
GW-LOMMOS
mixed materials

Individual piece size:
23mm 7⁄8"

Czars Delight



295 x 295 x 4mm
11 5⁄8" x 11 5⁄8" x 3⁄16"
GW-CZDMOS
glass/iridescent

Individual piece size:
15mm 5⁄8"

Silurian



334 x 304 x 8mm
12" x 13 1⁄8" x 5⁄16"
GW-SILMOS
stone/glass

Individual piece size:
Mixed

Autumn Haze



305 x 315 x 3mm
12" x 12 3⁄8" x 1⁄8"
GW-AUTMOS
glass/iridescent

Individual piece size:
Mixed

← Autumn Haze GW-AUTMOS

Please turn to page 150 for full details of suitability and special notes on individual products



Divine GW-DIVMOS

Divine ✱



301 x 301 x 8mm
11 7/8" x 11 7/8" x 5/16"

GW-DIVMOS
mixed materials

Individual piece size:
15mm 5/8"

Hotat ✣



301 x 301 x 8mm
11 7/8" x 11 7/8" x 5/16"

EW-HOTMOS
mixed materials

Individual piece size:
15mm 5/8"

Elgon



327 x 327 x 4mm
12 7/8" x 12 7/8" x 3/16"

GW-EGNMOS
glass/mixed blends

Individual piece size:
20mm 13/16"



Aura GW-AUAMOS



Sumatra GW-SUMATRA (recess grouted)

Aura



300 x 300 x 8mm
11 13⁄16" x 11 13⁄16" x 5⁄16"

GW-AUAMOS
mixed materials

Individual piece size:
15mm 5⁄8"

Chennai



298 x 298 x 8mm
11 3⁄4" x 11 3⁄4" x 5⁄16"

EW-CHEMOS
mixed materials

Individual piece size:
23mm 7⁄8"

Sumatra ❊



300 x 300 x 10-14mm
11 3⁄16" x 11 3⁄16" x 3⁄8-1⁄2"

GW-SUMATRA
glass/frosted/pebble

Individual piece size:
Mixed

Please turn to page 150 for full details of suitability and special notes on individual products

Golden Brown & Mixes

Flecks and flashes of reddish golds, bronzes and coppery tones set these mosaics apart as something special



Santa Ana GW-SNTMOS





Discovery GW-DSCMOS

Santa Ana



327 x 327 x 4mm
12 7/8" x 12 7/8" x 3/16"

GW-SNTMOS
glass/gold fleck

Individual piece size:
20mm 13/16"

Seneca



327 x 327 x 4mm
12 7/8" x 12 7/8" x 3/16"

GW-SNCMOS
glass/gold fleck

Individual piece size:
20mm 13/16"

Cedar Ridge



327 x 327 x 4mm
12 7/8" x 12 7/8" x 3/16"

GW-CDRMOS
glass/gold fleck

Individual piece size:
20mm 13/16"

Sierra



327 x 327 x 4mm
12 7/8" x 12 7/8" x 3/16"

GW-SRAMOS
glass/gold fleck

Individual piece size:
20mm 13/16"

Klondike



327 x 327 x 4mm
12 7/8" x 12 7/8" x 3/16"

GW-KLOMOS
glass/gold fleck

Individual piece size:
20mm 13/16"

Discovery



327 x 327 x 4mm
12 7/8" x 12 7/8" x 3/16"

GW-DSCMOS
glass/gold fleck

Individual piece size:
20mm 13/16"

Please turn to page 150 for full details of suitability and special notes on individual products



Warm Pearly Browns

Natural pearl mosaics in tawny shades with understated shine, perfect for an opulent backdrop



← Gold Pearl EW-GPLMOS

Grace ◆❖●❖



305 x 305 x 2mm
12" x 12" x 1/16"
EW-GRCMOS
shell

Individual piece size:
20mm 13/16"

Mother of Pearl ◆❖●❖



300 x 300 x 2mm
11 13/16" x 11 13/16" x 1/16"
EW-PARMOS
shell

Individual piece size:
15mm 5/8"

Gold Pearl ◆❖●❖



304 x 304 x 2mm
12" x 12" x 1/16"
EW-GPLMOS
shell

Individual piece size:
15mm 5/8"

Gold Pearl Brickbond ◆❖●❖



318 x 310 x 2mm
12 1/2" x 12 3/16" x 1/16"
EW-GPLBBMOS
shell

Individual piece size:
24 x 15mm 15/16" x 9/16"

Please turn to page 150 for full details of suitability and special notes on individual products



Modesty Shell EW-MDYMOS

Modesty



305 x 305 x 2mm
12" x 12" x 1/16"

EW-MDYMOS
shell

Individual piece size:
20mm 13/16"

Mother of Pearl Dark Brickbond



318 x 310 x 2mm
12 1/2" x 12 3/16" x 1/16"

EW-MOPDBBMOS
shell

Individual piece size:
24 x 15mm 15/16" x 9/16"



Mother of Pearl Dark Brickbond EW-MOPDBBMOS

Naga



298 x 260 x 8mm
10 ¼" x 11 ¹¹⁄₁₆" x ⁵⁄₁₆"
EW-NGAMOS
mixed materials
Individual piece size:
73* x 23mm 2 ⅞" x ⅞"

* piece length may vary slightly

Cretaceous



395 x 358 x 8mm
15 ½" x 14 ⅛" x ⁵⁄₁₆"
GW-CREMOS
stone/glass
Individual piece size:
Mixed

Imphal



300 x 300 x 8mm
11 ¹³⁄₁₆" x 11 ¹³⁄₁₆" x ⁵⁄₁₆"
EW-IMPMOS
mixed materials
Individual piece size:
23mm ⅞"

Cochin



275 x 292 x 6
10 ⅞" x 11 ½" x ¼"
GW-CCHHEXMOS
glass
Individual piece size:
30 x 25mm 1 ³⁄₁₆" x 1"

Kumta



275 x 292 x 6mm
10 ⅞" x 11 ½" x ¼"
GW-KMTHEXMOS
glass
Individual piece size:
30 x 25mm 1 ³⁄₁₆" x 1"

Dispur



275 x 292 x 6mm
10 ⅞" x 11 ½" x ¼"
GW-DISHEXMOS
glass
Individual piece size:
30 x 25mm 1 ³⁄₁₆" x 1"

Bronze & Copper

Rich metallics of bronzes and coppers work their magic in kitchens and bathrooms



Naga EW-NGAMOS

Aurelio EW-AURMOS

Aurelio ✱✪✦



305 x 305 x 7mm
12 x 12 x ¼"

EW-AURMOS
metal/brushed

Individual piece size:
20mm ¾"

Ottone ✱✪



298 x 298 x 8mm
11 ¾" x 11 ¾ x 5⁄16"

EW-OTTMOS
metal

Individual piece size:
Mixed

Please turn to page 150 for full details of suitability and special notes on individual products



Alchemy Brick EW-ALCACBB

Alchemy Brick ✱✪



298 x 286 x 8mm
11 ¾" x 11 ¼" x 5⁄16"

EW-ALCACBB
copper

Individual piece size:
98 x 30mm 3 ⅞" x 1 3⁄16"

Orabella ✱✪✦



290 x 285 x 8mm
11 7⁄16" x 11 ¼" x 5⁄16"

EW-ORAMOS
metal/brushed

Individual piece size:
19mm ¾"



Orabella EW-ORAMOS

Ethereal



301 x 301 x 8mm
11 7⁄8" x 11 7⁄8" x 5⁄16"
GW-ETHMOS
mixed materials

Individual piece size:
15mm 5⁄8"

Mandalay ✱



301 x 301 x 8mm
11 7⁄8" x 11 7⁄8" x 5⁄16"
GW-MNDMOS
mixed materials

Individual piece size:
15mm 5⁄8"

Byzantium Bronze ◆❖



294 x 294 x 8mm
11 9⁄16" x 11 9⁄16" x 5⁄16"
GW-BYZBROMOS
glass

Individual piece size:
25mm 1"

Zamo ✱✪



300 x 300 x 8mm
11 13⁄16" x 11 13⁄16" x 5⁄16"
GW-ZAMMOS
mixed materials

Individual piece size:
23mm 7⁄8"

Kobushi ❖◆



300 x 300 x 8mm
11 3⁄4" x 11 3⁄4" x 5⁄16"
GW-KOBMOS
glass

Individual piece sizes:
15, 23, 48mm 9⁄16", 7⁄8", 1 7⁄8"

Byzantium Amber ◆❖



294 x 294 x 8mm
11 9⁄16" x 11 9⁄16" x 5⁄16"
GW-BYZAMBMOS
glass

Individual piece size:
25mm 1"

Opulence ⫻



298 x 298 x 8mm
11 3⁄4" x 11 3⁄4" x 5⁄16"
EW-OPUMOS
glass

Individual piece size:
23mm 7⁄8"

Byzantium Copper ◆❖



294 x 294 x 8mm
11 9⁄16" x 11 9⁄16" x 5⁄16"
GW-BYZCOPMOS
glass

Individual piece size:
25mm 1"

Desire



300 x 300 x 8mm
11 13⁄16" x 11 13⁄16" x 5⁄16"
EW-DESMOS
mixed materials

Individual piece size:
23mm 7⁄8"

Empire EW-EMPMOS

Astral Copper ✱▲✦



270 x 260 x 8mm
10 ⅝" x 10 ¼" x 5/16"
Individual piece size:

EW-ASTCPMOS
aluminium

Zenith Copper ✱✦



285 x 275 x 2mm
11 ¾" x 10 ⅞" x 1/16"
Individual piece size:
50mm 2"

EW-ZENCPMOS
aluminium

Empire ✱



312 x 300 x 8mm
12 ¼" x 11 ¾" x 5/16"
Individual piece size:
Mixed

EW-EMPMOS
aluminium

Please turn to page 150 for full details of suitability and special notes on individual products



Bullion GW-BULMOS

Gold

Mosaics with the Midas touch

Can you ever have enough gold? Make a statement by going floor to ceiling or just add a few highlights by using a golden mosaic as a border

Bullion ◆



300 x 300 x 8mm GW-BULMOS
11 13/16" x 11 13/16" x 5/16" glass
Individual piece size:
23mm 7/8"

Dawn



295 x 295 x 4mm GW-DWNMOS
11 5/8" x 11 5/8" x 3/16" glass
Individual piece size:
15mm 5/8"

Orla ✱



301 x 301 x 8mm EW-ORLMOS
11 7/8" x 11 7/8" x 5/16" mixed materials
Individual piece size:
15mm 5/8"

Medina ◆



290 x 305 x 8mm GW-MDNMOS
11 3/8" x 11 3/8" x 5/16" glass
Individual piece size:
20 x 40mm 13/16" x 1 9/16"

Reflection



295 x 295 x 4mm GW-RFLMOS
11 5/8" x 11 5/8" x 3/16" glass
Individual piece size:
15mm 5/8"

Please turn to page 150 for full details of suitability and special notes on individual products

Byzantium Gem GW-BYZGEMMOS

Byzantium Gem ◆❖



294 x 294 x 8mm GW-BYZGEMMOS
11 9/16" x 11 9/16" x 5/16" glass

Individual piece size:
25mm 1"

Byzantium Gold ◆❖



294 x 294 x 8mm GW-BYZGLDMOS
11 9/16" x 11 9/16" x 5/16" glass

Individual piece size:
25mm 1"

Vista



310 x 310 x 4mm GW-VSTMOS
12 3/16" x 12 3/16" x 3/16" glass

Individual piece size:
18mm 11/16"

Please turn to page 150 for full details of suitability and special notes on individual products



Inca Gold 15 EW-INGMOS15

Inca Gold 15



300 x 300 x 8mm — EW-INGMOS15
11 13/16" x 11 13/16" x 5/16" — glass
Individual piece size:
15mm 5/8"

Inca Gold 23



300 x 300 x 8mm — EW-INGMOS23
11 13/16" x 11 13/16" x 5/16" — glass
Individual piece size:
23mm 7/8"

Telstar



300 x 300 x 8mm — EW-TLSMOS
11 13/16" x 11 13/16" x 5/16" — metal/brushed/anodized
Individual piece size:
48mm 1 7/8"



Stella EW-STLMOS

Silmaril ◆



298 x 298 x 8mm
11 7⁄16" x 11 7⁄16" x 5⁄16"
GW-SLMMOS
glass

Individual piece size:
23mm 1"

new Autumn Leaf Pattern Gold



298 x 298 x 6mm
11 13⁄16" x 11 13⁄16" x 1⁄4"
GW-AULMOS
polished glass

Individual piece size:
48mm 1 7⁄8"

Stellar ✱◆



260 x 270 x 8mm
10 1⁄4" x 10 5⁄8" x 5⁄16"
EW-STLMOS
metal/brushed/anodized

Individual piece size:
30 x 12mm 1 3⁄16" x 1⁄2"

Minoan ✣✦



300 x 300 x 9mm
11 3⁄4" x 11 3⁄4" x 3⁄8"
EW-MINMOS
stone

Individual piece size:
48mm 1 7⁄8"

Paparazzi ◆



300 x 300 x 8mm
11 13⁄16" x 11 13⁄16" x 5⁄16"
GW-PAPMOSR
glass

Individual piece size:
23, 48mm 7⁄8", 1 7⁄8"

Inca ✣✦



300 x 300 x 9mm
11 3⁄4" x 11 3⁄4" x 3⁄8"
EW-INCMOS
stone

Individual piece size:
48mm 1 7⁄8"

Please turn to page 150 for full details of suitability and special notes on individual products



Inca EW-INCMOS



↑ Ares GW-AREMOS, shown with Viano Honed marble from the Earthworks collection

Shimmer & Sparkle

Lighten up dark corners with light reflecting surfaces

Ares



290 x 290 x 8mm
11 5⁄8" x 11 5⁄8" x 5⁄16"
GW-AREMOS
glass
Individual piece size:
30 x 25mm 1 3⁄16" x 1"

Mists



310 x 310 x 4mm
12 3⁄16" x 12 3⁄16" x 3⁄16"
GW-MISMOS
glass
Individual piece size:
18mm 11⁄16"

Shadow



295 x 295 x 4mm
11 5⁄8" x 11 5⁄8" x 3⁄16"
GW-SHDMOS
glass
Individual piece size:
15mm 5⁄8"

Byzantium Platinum ◆❖



294 x 294 x 8mm
11 9⁄16" x 11 9⁄16" x 5⁄16"
GW-BYZPLAMOS
glass
Individual piece size:
25mm 1"

Panaji



290 x 275 x 7mm
11 7⁄16" x 10 13⁄16" x 1⁄4"
GW-PJIHEXMOS
glass
Individual piece size:
30 x 25mm 1 3⁄16" x 1"

Please turn to page 150 for full details of suitability and special notes on individual products



Okhotsk (sparkle) GW-OKHMOS



Agra GW-AGRMOS

Okhotsk (sparkle)



300 x 300 x 5mm
11 13⁄16" x 11 13⁄16" x 3⁄16"

GW-OKHMOS
glass

Individual piece size:
24mm 1"

Taj



295 x 295 x 4mm
11 5⁄8" x 11 5⁄8" x 3⁄16"

GW-TAJMOS

Individual piece size:
10mm 3/8"

Agra



298 x 298 x 5mm
11 3⁄4" x 11 3⁄4" x 3⁄16"

GW-AGRMOS
glass

Individual piece size:
10mm 3⁄8"

new Khalifa



298 x 310 x 9mm
11 3⁄4" x 12 3⁄16" x 23⁄64"

GW-KHAMOS
glass / stone / metal

Individual piece size:
Mixed

new Tribune



298 x 310 x 9mm
11 3⁄4" x 12 3⁄16" x 23⁄64"

GW-TRIMOS
metal / glass / stone

Individual piece size:
Mixed



↑ Khalifa GW-KHAMOS with Fontenay Grey from the Tileworks collection



Torque EW-TORMOS

Metallic & Mirror Effects

If you prefer silver to gold, then this is the section for you – it has it all, from brushed metals to interesting shapes, textures and formats



Silver Nugget EW-SNUMOS

Axum ✣✦



300 x 300 x 9mm
11 ¾" x 11 ¾" x ⅜"
EW-AXUMOS
stone

Individual piece size:
48mm 1 ⅞"

Valen ✱



300 x 300 x 8mm
11 $^{13}/_{16}$" x 11 $^{13}/_{16}$" x $^{5}/_{16}$"
GW-VALMOS
mixed materials

Individual piece size:
23mm ⅞"

Silver Nugget ▲✦



300 x 300 x 10-12mm
11 ¾" x 11 ¾" x ⅜"-¾"
EW-SNUMOS
stone with foil surface

Individual piece size:
30mm 1 $^{3}/_{16}$"

Torque ✱◆▲



270 x 270 x 8, 10 & 12mm
10⅝" x 10⅝" x $^{5}/_{16}$" & ⅜" & ½"
EW-TORMOS
metal/brushed

Individual piece size:
15 x 30mm & 15mm ⅝" x 1 $^{3}/_{16}$" & ⅝"

Zenith Silver ✱✦



285 x 275 x 2mm
11 ¾" x 10 ⅞" x $^{1}/_{16}$"
EW-ZENSLMOS
aluminium

Individual piece size:
50 mm 2"

Astral Silver ✱▲✦



270 x 260 x 8mm
10 ⅝" x 10 ¼" x $^{5}/_{16}$"
EW-ASTSLMOS
aluminium

Please turn to page 150 for full details of suitability and special notes on individual products



Artillery Brushed EW-ARTBPR and Fusilier Brushed EW-FUSBS

Hussar Brushed ✱



296 x 296 x 8mm
11 11⁄16" x 11 11⁄16" x 5⁄16"
EW-HUSB23
metal/brushed
Individual piece size:
23mm 7⁄8"

Battalion Brushed ✱



296 x 296 x 8mm
11 11⁄16" x 11 11⁄16" x 5⁄16"
EW-BATB47
metal/brushed
Individual piece size:
47mm 1 7⁄8"

Lancer Brushed ✱



306 x 287 x 8mm
12 1⁄16" x 11 5⁄16" x 5⁄16"
EW-LANB2X3
metal/brushed
Individual piece size:
20 x 30mm 3⁄4" x 1 1⁄8"

Lega ✱▲✦



290 x 290 x 6-9mm
11 7⁄16" x 11 7⁄16" x 1⁄4"-3⁄8"
EW-LEGMOS
metal
Individual piece size:
48mm 7⁄8"

Artillery Brushed ✱



305 x 285 x 5mm
11 1⁄4" x 12" x 3⁄16"
EW-ARTBPR
metal/brushed
Individual piece size:
20mm 3⁄4"

Cavalier Brushed ✱



262 x 262 x 8mm
10 3⁄8" x 10 3⁄8" x 5⁄16"
EW-CAVBBB
metal/brushed
Individual piece size:
Mixed

Cuirassier Brushed Steel ✱▲



292 x 278 x 8mm
11 1⁄2" x 10 15⁄16" x 5⁄16"
EW-CURBS
metal/brushed
Individual piece size:
92 x 23mm 3 5⁄8" x 7⁄8"

Please turn to page 150 for full details of suitability and special notes on individual products



Fusilier Brushed ✱



303 x 287 x 8mm
11 15/16" x 11 5/16" x 5/16"

EW-FUSBS
metal/brushed

Individual piece size:
25 x 150mm 1 x 5 15/16"

Silver Link ✱✦



292 x 292 x 8mm
11 ½" x 11 ½" x 5/16"

EW-SVLMOS
aluminium

Individual piece size:
20mm 13/16"



Silver Link EW-SVLMOS





El Divino (mirror tile) GW-EDIMOS

new Reflections Silver



300 x 300 x 8mm
11 13/16" x 11 13/16" x 5/16"

GW-RSILMOS
glass

Individual piece size:
Mixed

El Divino ◆



301 x 301 x 8mm
12" x 12" x 3/16"

GW-EDIMOS
glass/mirror

Individual piece size:
15mm 5/8"

Please turn to page 150 for full details of suitability and special notes on individual products

Reflections SIlver GW-RSILMOS with Rush Steel from the Tileworks collection

Fusion Micro *



278 x 248 x 8mm
11" x 9 ¾" x 5⁄16"

EW-FUSMIMOS

Fusion Macro *



278 x 248 x 8mm
11" x 9 ¾" x 5⁄16"

EW-FUSMAMOS
aluminium

Fusion Micro EW-FUSMIMOS



Shard *



312 x 300 x 8mm
12 ¼" x 11 ¹³⁄₁₆" x ¹³⁄₁₆"
Individual piece size:
MIXED

EW-SHRMOS
aluminium

Rodio *



298 x 298 x 8mm
11 ¾" x 11 ¾" x 5⁄16"
Individual piece size:
Mixed

EW-RODMOS
metal

Willis *



312 x 300 x 8mm
12 ¼" x 11 ¾" x 5⁄16"
Individual piece size:
Mixed

EW-WILMOS
aluminium

Chrysler *



312 x 300 X 8mm
12 ¼" x 11 ¾" x 5⁄16"
Individual piece size:
Mixed

EW-CYSMOS
glass/aluminium

Singer *



312 x 300 x 8mm
12 ¼" x 11 ¾" x 5⁄16"
Individual piece size:
Mixed

EW-SNGMOS
aluminium

Please turn to page 150 for full details of suitability and special notes on individual products

Leaf Grey & Silver EW-SGLMOS

new Dreadnought *



300 x 310 x 9mm
11 13/16" x 12 3/16" x 9/32"

EW-DREMOS
brushed aluminium

Individual piece size:
148 x 36mm 5⅞" x 1½"

new Gauntlet *



260 x 295 x 7mm
10 ¼" x 11 ⅝" x 9/32"

EW-GAUMOS
brushed aluminium

Individual piece size:
48 x 16mm 1⅞" x ⅝"

new Leaf Grey & Silver *



275 x 280 x 9mm
10 ⅞" x 11" x 2 3/64"

EW-SGLMOS
brushed aluminium

Individual piece size:
70 x 38mm 2¾" x 1"



Jules Verne EW-JUVEP

new Leaf Beige Mix ✱



275 x 280 x 9mm
10 7/8" x 11" x 23/64"

EW-BGLMOS
brushed aluminium

Individual piece size:
70 x 38mm 2¾" x 1"

Jules Verne ✱▲



288 x 288 x 4mm
11 5/16" x 11 5/16" x 3/16"

EW-JUVEP
metal/brushed

Individual piece size:
10mm 3/8"



8 Tile Sets

Graduated panel sets
for a smooth floor to ceiling fade

↑ Menagai GW-MENPAN with Graphite Black natural slate floor tiles from the Earthworks collection

Menagai (8 sheets)



GW-MENPAN

glass/mixed blends

327 x 327 x 4mm

12 7/8" x 12 7/8" x 3/16"

Individual piece size:

20mm 13/16"

Marsabit (8 sheets)



GW-MRBPAN

glass/mixed blends

327 x 327 x 4mm

12 7/8" x 12 7/8" x 3/16"

Individual piece size:

20mm 13/16"



Marsabit GW-MRBPAN



Ming CS-MINMOS, shown with Levantine Ivory natural travertine from the Earthworks collection

Light Blues & Mixes

There's more than 30 shades of blue in this section

Ming



298 x 298 x 7mm
11 ¾" x 11 ¾" x ¼"
CS-MINMOS
porcelain
Individual piece size:
23mm 7/8"

Phoenicia ◇✣



300 x 300 x 4mm
11 13/16" x 11 13/16" x 3/16"
GW-PHOMOS
glass/iridescent/film faced
Individual piece size:
15mm 5/8"

Shoreline



295 x 295 x 4mm
11 5/8" x 11 5/8" x 3/16"
GW-SLNMOS
glass
Individual piece size:
15mm 5/8"



Kinabalu GW-KINMOS



Fantasy GW-FANMOS

Fantasy



320 x 320 x 6mm
12 5⁄8" x 12 5⁄8" x 1⁄4"
GW-FANMOS
glass/iridescent/film faced
Individual piece size:
25mm 1"

Kinabalu



327 x 327 x 4mm
12 7⁄8" x 12 7⁄8" x 3⁄16"
GW-KINMOS
glass/mixed blends
Individual piece size:
20mm 13⁄16"

Schwan Natural



327 x 327 x 6mm
12 7⁄8" x 12 7⁄8" x 1⁄4"
GW-SCNPMOS
glass/iridescent/paper faced
Individual piece size:
25mm 1"

Juvela



300 x 300 x 4mm
12" x 12" x 3⁄16"
GW-JUVMOS
glass/iridescent/film faced
Individual piece size:
15mm 5⁄8"

Cascade Silk



327 x 327 x 6mm
12 7⁄8" x 12 7⁄8" x 1⁄4"
GW-CSSPMOS
glass/paper faced
Individual piece size:
25mm 1"

Cascade Natural



327 x 327 x 6mm
12 7⁄8" x 12 7⁄8" x 1⁄4"
GW-CSNPMOS
glass/iridescent/paper faced
Individual piece size:
25mm 1"

Please turn to page 150 for full details of suitability and special notes on individual products



Tranquillity GW-TRAMOS

John Collins



295 x 295 x 4mm
11 5/8" x 11 5/8" x 3/16"
GW-JNCMOS
glass/iridescent

Individual piece size:
15mm 5/8"

Tranquillity



300 x 300 x 8mm
11 13/16" x 11 13/16" x 5/16"
GW-TRAMOS
glass/iridescent

Individual piece size:
23mm 7/8"

Safira ◇✣



300 x 300 x 4mm
11 13/16" x 11 13/16" x 3/16"
GW-SAFMOS
glass/iridescent/film faced

Individual piece size:
15mm 5/8"

Pacific



300 x 300 x 5mm
11 13/16" x 11 13/16" x 3/16"
GW-PACMOS
glass

Individual piece size:
24mm 1"

Moonlight



295 x 295 x 4mm
11 5/8" x 11 5/8" x 3/16"
GW-MLTMOS
glass

Individual piece size:
15mm 5/8"

Atlantic



300 x 300 x 5mm
11 13/16" x 11 13/16" x 3/16"
GW-ATLMOS
glass

Individual piece size:
24mm 1"

Monte Cristo



327 x 327 x 4mm
12 7/8" x 12 7/8" x 3/16"
GW-MOCMOS
glass/gold fleck

Individual piece size:
20mm 13/16"

Saratoga



327 x 327 x 4mm
12 7/8" x 12 7/8" x 3/16"
GW-SARMOS
glass/gold fleck

Individual piece size:
20mm 13/16"

Tahoe



304 x 304 x 10mm
12" x 12" x 3/8"
GW-TAHMOST
glass/tumbled/frosted

Individual piece size:
24mm 1"

Please turn to page 150 for full details of suitability and special notes on individual products



Deep Blues

Dive in, these colours are lovely!

← Crystal Blue GW-CRYMOS, shown with Illusion White floor tiles from the Tileworks collection

Dappled Sky ◆



305 x 315 x 3mm
12" x 12 3/8" x 1/8"
GW-DAPMOS
glass/iridescent
Individual piece size:
Mixed

Biscay Clear Offset



304 x 304 x 10mm
12" x 12" x 3/8"
GW-BCYMOSOFFC
glass
Individual piece size:
24mm 1"

Jaipur



275 x 292 x 6mm
10 7/8" x 11 1/2" x 1/4"
GW-JIPHEXMOS
glass
Individual piece size:
30 x 25mm 1 3/16" x 1"

Eden



300 x 300 x 8mm
11 13/16" x 11 13/16" x 5/16"
GW-EDEMOS
glass
Individual piece size:
23mm 7/8"

Crystal Blue



327 x 327 x 3mm
12 7/8" x 12 7/8" x 1/8"
GW-CRYMOS
glass
Individual piece size:
19mm 3/4"

new Lagos



325 x 325 x 4mm
12 7/8" x 12 7/8" x 3/16"
GW-LAGMOS
gold fleck recycled glass
Individual piece size:
20mm 13/16"

Magalia



327 x 327 x 4mm
12 7/8" x 12 7/8" x 3/16"
GW-MAGMOS
glass/gold fleck
Individual piece size:
20mm 13/16"



Lagos GW-LAGMOS

Soft Blues & Greens

Is it blue, or is it green? As long as you love it and it suits your style, does it really matter?

Volta Clear & Frosted Random Pattern



304 x 304 x 10mm
12" x 12" x 3/8"
GW-VTAMOSRM
glass
Individual piece size:
Mixed

Volta Clear Random Pattern



304 x 304 x 10mm
12" x 12" x 3/8"
GW-VTAMOSR
glass
Individual piece size:
Mixed

Volta Frosted Random Pattern



304 x 304 x 10mm
12" x 12" x 3/8"
GW-VTAMOSRF
glass
Individual piece size:
Mixed

Volta Clear Brickbond



300 x 300 x 10mm
11 13/16" x 11 13/16" x 3/8"
GW-VTAMOSBBC
glass
Individual piece size:
24 x 48mm 1" x 1 7/8"

Volta Brickbond



304 x 304 x 10mm
12" x 12" x 3/8"
GW-VTAMOSBBT
glass/tumbled/frosted
Individual piece size:
24 x 48mm 1" X 1 7/8"

Batu *



300 x 300 x 8mm
11 13/16" x 11 13/16" x 5/16"
GW-BATMOS
glass/metal
Individual piece size:
23mm 7/8"

Please turn to page 150 for full details of suitability and special notes on individual products

Batu GW-BATMOS →







← Spirit GW-SPIMOS shown with
Lignum Grey Natural Wood-Effect from the Tileworks collection

Pagai ✱



300 x 300 x 8mm
11 13/16" x 11 13/16" x 5/16"
GW-PAGMOS
glass/metal

Individual piece size:
23mm 7/8"

Schwan Silk ◇✣



327 x 327 x 6mm
11 5/8" x 11 5/8" x 3/16"
GW-SCSPMOS
glass/paper faced

Individual piece size:
25mm 1"

Ripple



295 x 295 x 4mm
11 5/8" x 11 5/8" x 3/16"
GW-RPLMOS
glass

Individual piece size:
15mm 5/8"

Oasis



300 x 300 x 8mm
11 13/16" x 11 13/16" x 5/16"
GW-OASMOS
glass

Individual piece size:
23mm 7/8"

Spirit ◇✣



320 x 320 x 6mm
12 5/8" x 12 5/8" x 1/4"
GW-SPIMOS
glass/iridescent/film faced

Individual piece size:
25mm 1"

Byzantium Treasure ◆❖



301 x 301 x 8mm
11 7/8" x 11 7/8" x 5/16"
GW-BYZTREMOS
glass

Individual piece size:
15mm 5/8"

Please turn to page 150 for full details of suitability and special notes on individual products

Superior Clear Brickbond



300 x 300 x 10mm
11 13/16" x 11 13/16" x 3/8"
GW-SUPMOSBBC
glass
Individual piece size:
24 x 48mm 1" x 1 7/8"

Huron Clear Random Pattern



304 x 304 x 10mm
12" x 12" x 3/8"
GW-HURMOSR
glass
Individual piece size:
Mixed

Huron Frosted Random Pattern



304 x 304 x 10mm
12" x 12" x 3/8"
GW-HURMOSRF
glass
Individual piece size:
Mixed

Superior



304 x 304 x 10mm
11 13/16" x 11 13/16" x 3/8"
GW-SUPMOST
glass/tumbled/frosted
Individual piece size:
24mm 1"

Superior 48



300 x 300 x 10mm
11 13/16" x 11 13/16" x 3/8"
GW-SUPMOS48T
glass/tumbled/frosted
Individual piece size:
48mm 1 7/8"

Solitaire GW-SLTDLMOS

Beryl ✦



300 x 300 x 7-9mm
11 ¾" x 11 ¾" x ¼"-⅜"

GW-BERRRMOS
glass/iridescent

Individual piece size:
23 x 48mm 1 5⁄16" x 1 7⁄8"

Solitaire ✦



290 x 206 x 5-10mm
11 7⁄16" x 8 1⁄8" x 3⁄16"-⅜"

GW-SLTDLMOS
glass/iridescent

Individual piece size:
102 x 10-28mm 4" x ⅜"-1 1⁄8"

Please turn to page 150 for full details of suitability and special notes on individual products

Medak



275 x 292 x 6mm
10 ⅞" x 11 ½" x ¼"

GW-MDKHEXMOS
glass

Individual piece size:
30 x 25mm 1 3/16" x 1"

Borneo ❊



300 x 300 x 10-14mm
11 13/16" x 11 13/16" x 3/8-½"

GW-BORNEO
glass/frosted/pebble

Individual piece size:
Mixed



Borneo GW-BORNEO, shown with Residence China White Brick tiles from The Winchester Tile Company



Aqua Scale Frosted GW-AQUSCMOSF

new Aqua Scale Clear



296 x 256 x 8mm
11 ⅝" x 10 ⅝4" x 5⁄16"

GW-AQUSCMOS
clear glass

Individual piece size:
47 x 40mm 1 7⁄8" x 1 9⁄16"

new Aqua Scale Frosted



296 x 256 x 8mm
11 ⅝" x 10 ⅝4" x 5⁄16"

GW-AQUSCMOSF
frosted glass

Individual piece size:
47 x 40mm 1 7⁄8" x 1 9⁄16"



Caribbean GW-CARMOS, shown with Mississippi glass tiles from the Glassworks collection

Caribbean



300 x 300 x 5mm
11 13/16" x 11 13/16" x 3/16"

GW-CARMOS
glass

Individual piece size:
24mm 1"

Mediterranean



300 x 300 x 5mm
11 13/16" x 11 13/16" x 3/16"

GW-MEDMOS
glass

Individual piece size:
24mm 1"

Hudson Clear Offset



304 x 304 x 10mm
12" x 12" x 3/8"

GW-HUDMOSOFFC
glass

Individual piece size:
24mm 1"

Chi



320 x 320 x 6mm
12 5/8" x 12 5/8" x 1/4"
GW-CHIMOS
glass/iridescent/film faced
Individual piece size:
25mm 1"



Sadiola GW-SADMOS

Kohar



300 x 300 x 4mm
11 13/16" x 11 13/16" x 3/16"
GW-KOHMOS
glass/iridescent/film faced
Individual piece size:
15mm 5/8"

Jalapa



300 x 300 x 4mm
11 13/16" x 11 13/16" x 3/16"
GW-JALMOS
glass/iridescent/film faced
Individual piece size:
15mm 5/8"

Sadiola



327 x 327 x 4mm
12 7/8" x 12 7/8" x 3/16"
GW-SADMOS
glass/gold fleck
Individual piece size:
20mm 13/16"

Victoria Clear Brickbond



300 x 300 x 10mm
11 13/16" x 11 13/16" x 3/8"
GW-VCTMOSBBC
glass
Individual piece size:
24 x 48mm 1" x 1 7/8"

Chanda



275 x 292 x 6mm
10 7/8" x 11 1/2" x 1/4"
GW-CHNHEXMOS
glass
Individual piece size:
30 x 25mm 1 3/16" x 1"

Sequoia



327 x 327 x 4mm
12 7/8" x 12 7/8" x 3/16"
GW-SEQMOS
glass/gold fleck
Individual piece size:
20mm 13/16"

Please turn to page 150 for full details of suitability and special notes on individual products



Yellow to Red

From blazing yellow to riotous red, use these vivacious colours with confidence, and enjoy!

← Velvet Bloom GW-VTBMOS, shown with Steel Black from the Tileworks collection

Harvey Wallbanger



295 x 295 x 4mm
11 5⁄8" x 11 5⁄8" x 3⁄16"
GW-HVWMOS
glass/iridescent

Individual piece size:
15mm 5⁄8"

Sunset Special



295 x 295 x 4mm
11 13⁄16" x 11 13⁄16" x 3⁄16"
GW-SNSMOS
glass/iridescent

Individual piece size:
15mm 5⁄8"

Utopia ◇✣



320 x 320 x 6mm
12 5⁄8" x 12 5⁄8" x 1⁄4"
GW-UTOMOS
glass/iridescent/film faced

Individual piece size:
25mm 1"

Velvet Bloom



295 x 295 x 4mm
11 5⁄8" x 11 5⁄8" x 3⁄16"
GW-VTBMOS
glass

Individual piece size:
15mm 5⁄8"

Zao ❖◆



300 x 300 x 8mm
11 13⁄16" x 11 13⁄16" x 5⁄16"
GW-ZAOMOS
glass

Individual piece size:
23, 48mm 7⁄8", 1 7⁄8"

Please turn to page 150 for full details of suitability and special notes on individual products

Zao GW-ZAOMOS



Morij



300 x 300 x 8mm
11 13/16" x 11 13/16" x 5/16"
EW-MRJMOS
glass/mixed/iridescent

Individual piece size:
15mm 5/8"

Lust



300 x 300 x 8mm
11 13/16" x 11 13/16" x 5/16"
EW-LUSMOS
mixed materials

Individual piece size:
23mm 7/8"

Bijou



300 x 300 x 4mm
11 13/16" x 11 13/16" x 3/16"
GW-BIJMOS
glass/iridescent/film faced

Individual piece size:
15mm 5/8"

Ashanti



327 x 327 x 4mm
12 7/8" x 12 7/8" x 3/16"
GW-ASHMOS
glass/gold fleck

Individual piece size:
20mm 13/16"

Singapore Sling



285 x 285 x 6mm
11 1/4" x 11 1/4" x 1/4"
GW-SISMOS
glass/iridescent

Individual piece size:
19mm 3/4"


Soak

Iridescent Pinks & Mixes

More iridescence, with pinks and lilacs providing the light show

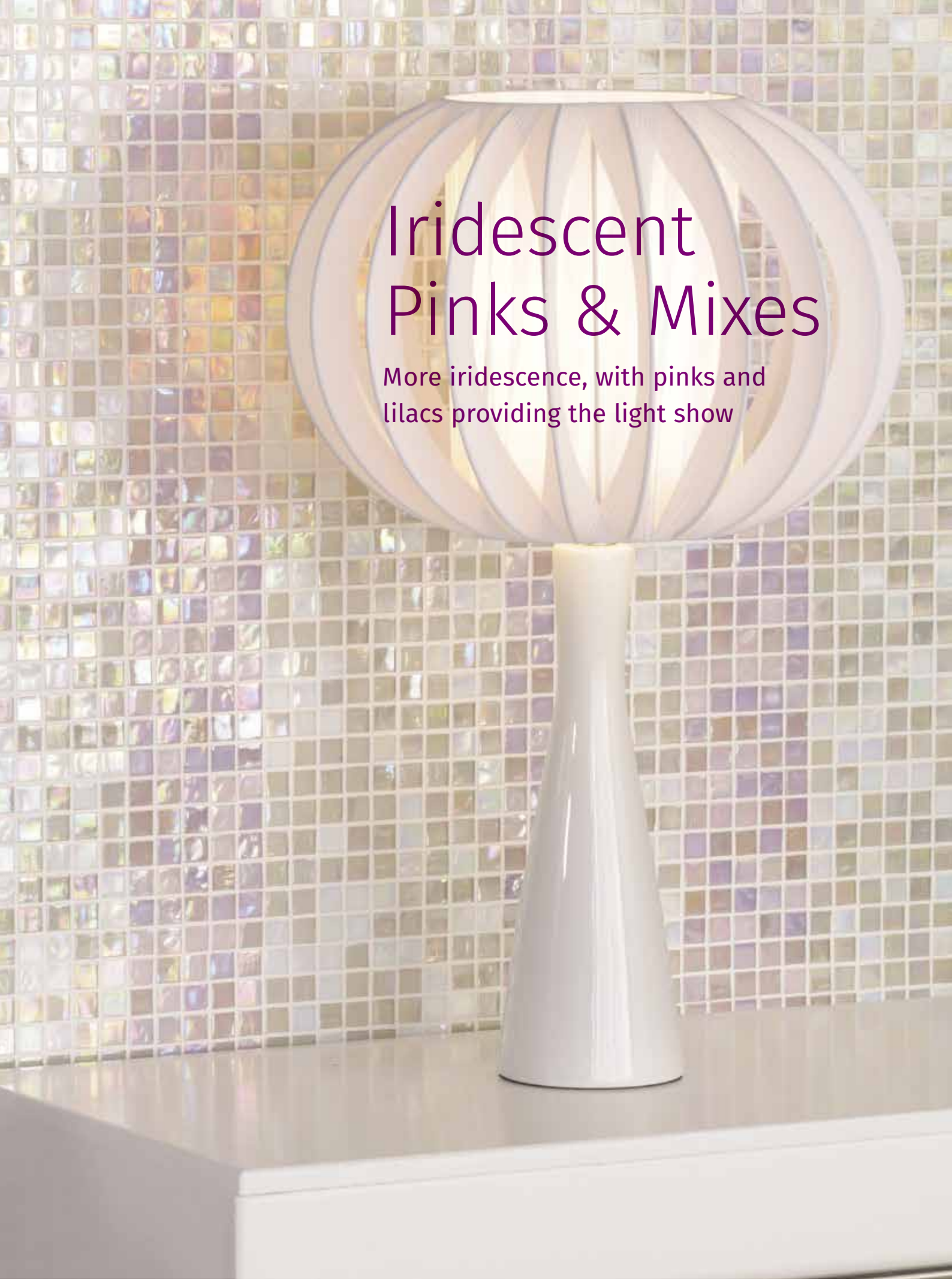

Margarita GW-MGRMOS and Pink Panther GW-PPAMOS

Margarita



295 x 295 x 4mm
11 5⁄8" x 11 5⁄8" x 3⁄16"
GW-MGRMOS
glass/iridescent
Individual piece size:
15mm 5⁄8"

Helmi ◇✣



300 x 300 x 4mm
11 13⁄16" x 11 13⁄16" x 3⁄16"
GW-HELMOS
glass/iridescent/film faced
Individual piece size:
15mm 5⁄8"

Garabaldi



327 x 327 x 4mm
12 7⁄8" x 12 7⁄8" x 3⁄16"
GW-GRBMOS
glass/mixed blends
Individual piece size:
20mm 13⁄16"

Butajira



327 x 327 x 4mm
12 7⁄8" x 12 7⁄8" x 3⁄16"
GW-BTJMOS
glass/mixed blends
Individual piece size:
20mm 13⁄16"

Pink Panther



295 x 295 x 4mm
11 5⁄8" x 11 5⁄8" x 3⁄16"
GW-PPAMOS
glass/iridescent
Individual piece size:
15mm 5⁄8"

Morning Dew ◆



305 x 315 x 3mm
12" x 12 3⁄8" x 1⁄8"
GW-MRDMOS
glass/iridescent
Individual piece size:
Mixed



Morning Dew GW-MRDMOS



Actamira



300 x 300 x 8mm
11 13/16" x 11 13/16" x 5/16"
EW-ACTMOS
glass/stone
Individual piece size:
23mm 7/8"

Toubkal



327 x 327 x 4mm
12 7/8" x 12 7/8" x 3/16"
GW-TKLMOS
glass/mixed blends
Individual piece size:
20mm 13/16"

Surprise



295 x 295 x 4mm
11 5/8" x 11 5/8" x 3/16"
GW-SPRMOS
glass
Individual piece size:
15mm 5/8"

Katinka



295 x 295 x 4mm
11 5/8" x 11 5/8" x 3/16"
GW-KTKMOS
glass/iridescent
Individual piece size:
15mm 5/8"

Paragon ✦



290 x 206 x 5-10mm
11 7/16" x 8 1/8" x 3/16"-3/8"
GW-PARDLMOS
glass/iridescent
Individual piece size:
102 x 10-28mm 4" x 3/8"-1 1/8"

Amnesia



300 x 300 x 8mm
11 13/16" x 11 13/16" x 5/16"
GW-AMNMOS
glass
Individual piece size:
23mm 7/8"

← Actamira EW-ACTMOS

Please turn to page 150 for full details of suitability and special notes on individual products

Eiger



327 x 327 x 4mm
12 7/8" x 12 7/8" x 3/16"
GW-EIGMOS
glass/iridescent

Individual piece size:
20mm 13/16"

Serene



300 x 300 x 8mm
11 13/16" x 11 13/16" x 5/16"
GW-SREMOS
glass/iridescent

Individual piece size:
23mm 7/8"



Serene GW-SREMOS

Chakra



300 x 300 x 8mm
11 13/16" x 11 13/16" x 5/16"
GW-CHAMOS
glass/iridescent

Individual piece size:
23mm 7/8"

Mellow



300 x 300 x 8mm
11 13/16" x 11 13/16" x 5/16"
GW-MELMOS
glass/iridescent

Individual piece size:
23mm 7/8"

Dream



320 x 320 x 6mm
12 5/8" x 12 5/8" x 1/4"
GW-DREMOS
glass/iridescent/film faced

Individual piece size:
25mm 1"



Obsession EW-OBSMOS

Splendour



301 x 301 x 8mm
11 13/16" x 11 13/16" x 5/16"
GW-SPLMOS
mixed materials

Individual piece size:
15mm 5/8"

Obsession



300 x 300 x 8mm
11 13/16" x 11 13/16" x 5/16"
EW-OBSMOS
mixed materials

Individual piece size:
23mm 7/8"

Byzantium Jewel ◆❖



301 x 301 x 8mm
11 7/8" x 11 7/8" x 5/16"
GW-BYZJEWMOS
glass

Individual piece size:
15mm 5/8"

Please turn to page 150 for full details of suitability and special notes on individual products

Greys & Mixes

With a multitude of tones between white and black, grey is such a versatile option for interiors



Baring



300 x 300 x 5mm
11 13⁄16" x 11 13⁄16" x 3⁄16"
GW-BARMOS
glass

Individual piece size:
24mm 1"

Chumu



301 x 301 x 8mm
11 7⁄8" x 11 7⁄8" x 5⁄16"
EW-CHUMOS
mixed materials

Individual piece size:
15mm 5⁄8"

Shanir



301 x 301 x 8mm
11 7⁄8" x 11 7⁄8" x 5⁄16"
EW-SHAMOS
mixed materials

Individual piece size:
15mm 5⁄8"

Pamplona



300 x 300 x 8mm
11 13⁄16" x 11 13⁄16" x 5⁄16"
GW-PAMMOS
mixed materials

Individual piece size:
15mm 5⁄8"

Carinthia *



300 x 300 x 8mm
11 13⁄16" x 11 13⁄16" x 5⁄16"
GW-CRAMOS
mixed materials

Individual piece size:
15mm 5⁄8"

Guyot Silk GW-GYSPMOS

Silvermoon Silk



327 x 327 x 6mm
12 7/8" x 12 7/8" x 1/4"

GW-SLSPMOS
glass/paper faced

Individual piece size:
25mm 1"

Guyot Silk



327 x 327 x 6mm
12 7/8" x 12 7/8" x 1/4"

GW-GYSPMOS
glass/paper faced

Individual piece size:
25mm 1"

Guyot Natural



327 x 327 x 6mm
12 7/8" x 12 7/8" x 1/4"

GW-GYNPMOS
glass/iridescent/paper faced

Individual piece size:
25mm 1"

Mogao



300 x 300 x 8mm
11 13⁄16" x 11 13⁄16" x 5⁄16"

EW-MOGMOS
glass/stone

Individual piece size:
23mm 7⁄8"

Basu



300 x 300 x 8mm
11 13⁄16" x 11 13⁄16" x 5⁄16"

EW-BASMOS
glass/mixed/iridescent

Individual piece size:

Amar



301 x 301 x 8mm
11 7⁄8" x 11 7⁄8" x 5⁄16"

EW-AMAMOS
mixed materials

Individual piece size:
15mm 5⁄8"

Rena



300 x 300 x 8mm
11 13⁄16" x 11 13⁄16" x 5⁄16"

GW-RENMOS
mixed materials

Individual piece size:
15mm 5⁄8"

Kandahar



301 x 301 x 8mm
11 7⁄8" x 11 7⁄8" x 5⁄16"

GW-KANMOS
mixed materials

Individual piece size:
15mm 5⁄8"

Viedo



300 x 300 x 8mm
11 13⁄16" x 11 13⁄16" x 5⁄16"

GW-VIEMOS
mixed materials

Individual piece size:
15mm 5⁄8"

Leso



301 x 301 x 8mm
11 7⁄8" x 11 7⁄8" x 5⁄16"

EW-LESMOS
mixed materials

Individual piece size:
15mm 5⁄8"

Lial



301 x 301 x 8mm
11 7⁄8" x 11 7⁄8" x 5⁄16"

EW-LIAMOS
mixed materials

Individual piece size:
15mm 5⁄8"







Spectre GW-SPEMOS

Jager ✦



290 x 206 x 5-10mm
11 7⁄16" x 8 1⁄8" x 3⁄16"-3⁄8"
GW-JAGDLMOS
Glass/iridescent

Individual piece size:
102 x 10-28mm 4" x 3⁄8"-1 1⁄8"

Zircon ✦



300 x 300 x 7-9mm
11 13⁄16" x 11 13⁄16" x 1⁄4"-3⁄8"
GW-ZIRRRMOS
Glass/iridescent

Individual piece size:
23 x 48mm 15⁄16" x 1 7⁄8"

Spectre ◇✣



320 x 320 x 6mm
12 5⁄8" x 12 5⁄8" x 1⁄4"
GW-SPEMOS
glass/iridescent/film faced

Individual piece size:
25mm 1"

new Hoth



300 x 300 x 6mm
11 13⁄16" x 11 13⁄16" x 1⁄4"
GW-HOTMOS
glass

Individual piece size:
Mixed

new Bianco Marble



300 x 300 x 4mm
11 13⁄16" x 11 13⁄16" x 3⁄16"
GW-BIAMOS
matt glass

Individual piece size:
Mixed

Murano Grey



324 x 280 x 5mm
12 3⁄4" x 11" x 3⁄16"
GW-MRNHEXMOS
glass

Individual piece size:
25 x 5mm 1" x 3⁄16"

91% RECYCLED

← Bianco Marble GW-BIAMOS

Please turn to page 150 for full details of suitability and special notes on individual products



Eris EW-ERIMOS

new Eris *



298 x 303 x 9mm
11 ¾" x 11 15⁄16" x 23⁄64"

EW-ERIMOS
metal / marble

Individual piece size:
48 x 15mm 1 7⁄8" x 1 3⁄16"

new Ceres *



303 x 303 x 9mm
11 15⁄16" x 11 15⁄16" x 23⁄64"

EW-CERMOS
metal / glass

Individual piece size:
Mixed

Burano Grey Hexagon GW-BURHEXMOS

new Burano Grey Square



298 x 298 x 5mm
11 $^{13}/_{16}$" x 11 $^{13}/_{16}$" x $^{3}/_{16}$"
Individual piece size:
48mm 1 $^{7}/_{8}$"

GW-BURMOS
matt recycled glass

97% RECYCLED

new Burano Grey Brickbond



298 x 298 x 5mm
11 $^{13}/_{16}$" x 11 $^{13}/_{16}$" x $^{3}/_{16}$"
Individual piece size:
98 x 44mm 3$^{7}/_{8}$" x 1$^{3}/_{4}$"

GW-BURBBMOS
matt recycled glass

97% RECYCLED

new Burano Grey Hexagon



325 x 280 x 5mm
12 $^{51}/_{64}$" x 11" x $^{3}/_{16}$"
Individual piece size:
25mm 1"

GW-BURHEXMOS
matt recycled glass

97% RECYCLED

Please turn to page 150 for full details of suitability and special notes on individual products



Dark to Black

Mosaics in deep dark hues that move towards pure black

↑ Khois EW-KHOMOS



Rakaposhi GW-RAKMOS

Khois



300 x 300 x 8mm
11 ¹³⁄₁₆" x 11 ¹³⁄₁₆" x ⁵⁄₁₆"

EW-KHOMOS
glass/mixed/iridescent

Individual piece size:

Rakaposhi ✣



318 x 318 x 6mm
12 ½" x 12 ½" x¼"

GW-RAKMOS
glass/iridescent lustre crackle

Individual piece size:
24mm 1"

Rakoram ✣◆



300 x 300 x 8mm
11 ¹³⁄₁₆" x 11 ¹³⁄₁₆" x ⁵⁄₁₆"

GW-RKOMOS
mixed materials

Individual piece size:
15mm ⅝"

Please turn to page 150 for full details of suitability and special notes on individual products

Jakku GW-JAKMOS

new Kamino



300 x 300 x 6mm
11 13/16" x 11 13/16" x 1/4"

GW-KMNMOS
glass

Individual piece size:
Mixed

new Jakku



300 x 300 x 6mm
11 13/16" x 11 13/16" x 1/4"

GW-JAKMOS
glass

Individual piece size:
Mixed

new Bespin



300 x 300 x 6mm
11 13/16" x 11 13/16" x 1/4"

GW-BESMOS
glass

Individual piece size:
Mixed

Please turn to page 150 for full details of suitability and special notes on individual products

Ardesia GW-ARDMOS

new Ardesia



300 x 300 x 4mm
11 13/16" x 11 13/16" x 3/16"

GW-ARDMOS
matt glass

Individual piece size:
Mixed

new Fawkes



325 x 300 x 6mm
12 51/64" x 11 13/16" x 1/4"

GW-FAWMOS
glass

Individual piece size:
Mixed

Tousside



327 x 327 x 4mm
12 7/8" x 12 7/8" x 3/16"

GW-TSSMOS
glass/mixed blends

Individual piece size:
20mm 13/16"

Amboseli



298 x 260 x 8mm
10 1/4" x 11 11/16" x 5/16"

EW-ABSMOS
mixed materials

Individual piece size:
73 x 23mm 2 7/8" x 7/8"

Maasai Mara



300 x 300 x 8mm
11 13/16" x 11 13/16" x 5/16"

EW-MAAMOS
mixed materials

Individual piece size:
23mm 7/8"

Pradesh



300 x 300 x 8mm
11 13/16" x 11 13/16" x 5/16"

GW-PRAMOS
mixed materials

Individual piece size:
23mm 7/8"

Labrador



300 x 300 x 5mm
11 13/16" x 11 13/16" x 3/16"

GW-LABMOS
glass

Individual piece size:
24mm 1"

Flores GW-FLORES

Beaufort



300 x 300 x 5mm
11 13/16" x 11 13/16" x 3/16"

GW-BEAMOS
glass

Individual piece size:
24mm 1"

Horizon



298 x 298 x 8mm
11 13/16" x 11 13/16" x 5/16"

GW-HORMOS
glass/iridescent

Individual piece size:

Flores ✻



300 x 300 x 10-14mm
11 13/16" x 11 13/16" x 3/8-1/2"

GW-FLORES
glass/frosted/pebble

Individual piece size:
Mixed

Please turn to page 150 for full details of suitability and special notes on individual products

Angami



298 x 260 x 8mm
10 ¼" x 11 ¹¹⁄₁₆" x ⁵⁄₁₆"

EW-AGMMOS
mixed materials

Individual piece size:
73 x 23mm 2 ⅞" x ⅞"

Byzantium Myrrh ◆❖



294 x 294 x 8mm
11 ⁹⁄₁₆" x 11 ⁹⁄₁₆" x ⁵⁄₁₆"

GW-BYZMYRMOS
glass

Individual piece size:
25mm 1"



Byzantium Myrrh GW-BYZMYRMOS

Ferro Black Hexagon ✱



276 x 286 x 8mm
10 ¾" x 11 ¼" x ⁵⁄₁₆"

EW-FERMOS
metal

Individual piece size:
30mm 1 ⁵⁄₁₆"

Kerala



275 x 292 x 6mm
10 ⅞" x 11 ½" x ¼"

GW-KERHEXMOS
glass

Individual piece size:
30 x 25mm 1 ³⁄₁₆" x 1"

Black Link ✱✦



292 x 292 x 8mm
11 ½" x 11 ½" x ⁵⁄₁₆"

EW-BKLMOS
aluminium

Individual piece size:
20mm ¹³⁄₁₆"

Poona



275 x 292 x 6mm
10 ⅞" x 11 ½" x ¼"
GW-PNAHEXMOS
glass

Individual piece size:
30 x 25mm 1 3/16" x 1"

Cuirassier Brushed Black ✱▲



292 x 278 x 8mm
11 ½" x 10 15/16" x 5/16"
EW-CURBB
metal/brushed

Individual piece size:
92 x 23mm 3 ⅝" x 15/16"

Patna ✱



300 x 300 x 9mm
11 13/16" x 11 13/16" x ⅜"
GW-PATMOS
glass/stone/metal

Individual piece size:
23mm 15/16"



Raipur ✱



300 x 300 x 9mm
11 13/16" x 11 13/16" x ⅜"
GW-RAIMOS
glass/stone/metal

Individual piece size:
23mm 15/16"

Kauali ✱



295 x 295 x 8mm
11 19/16" x 11 19/16" x 5/16"
EW-KAUBBMOS
glass/stone/metal

Individual piece size:
25 x 12mm 1" x ½"

Patna GW-PATMOS



Dias EW-DASMOS



Mambo GW-MAMMOS

Dias *



301 x 301 x 8mm
11 7/8" x 11 7/8" x 5/16"

EW-DASMOS
mixed materials

Individual piece size:
15mm 5/8"

Pacha



300 x 300 x 8mm
11 13/16" x 11 13/16" x 5/16"

GW-PCHMOS
glass

Individual piece size:
23mm 7/8"

Smokey Ridge



327 x 327 x 4mm
12 7/8" x 12 7/8" x 3/16"

GW-SKRMOS
glass/gold fleck

Individual piece size:
20mm 13/16"

Vatukoula



327 x 327 x 4mm
12 7/8" x 12 7/8" x 3/16"

GW-VGMMOS
glass/gold fleck

Individual piece size:
20mm 13/16"

Mambo



327 x 327 x 4mm
12 7/8" x 12 7/8" x 3/16"

GW-MAMMOS
glass

Individual piece size:
15mm 5/8"

Jungfrau



327 x 327 x 4mm
12 7/8" x 12 7/8" x 3/16"

GW-JUNMOS
glass/iridescent

Individual piece size:
20mm 13/16"

Jungfrau Brickbond



327 x 305 x 4mm
12 7/8" x 12" x 3/16"

GW-JUNBB
glass/iridescent

Individual piece size:
20 x 42mm 13/16" x 1 9/16"

Please turn to page 150 for full details of suitability and special notes on individual products



Patterns

Introduce some patchwork or pattern into your décor, choose from delicate florals to abstract art



Venetia GW-VNTMOS

Bohemia



300 x 300 x 6mm
11 ¾" x 11 ¾" x ¼"
Individual piece size:
48mm 1 ⅞"

GW-BOHMOS
recycled glass

new Medine



300 x 300 x 8mm
11 $^{13}/_{16}$" x 11 $^{13}/_{16}$" x $^{5}/_{16}$"
Individual piece size:
48mm 1 ⅞"

GW-MDEMOS
recycled glass

Venetia



300 x 300 x 6mm
11 $^{13}/_{16}$" x 11 $^{13}/_{16}$" x ¼"
Individual piece size:
48mm 1 ⅞"

GW-VNTMOS
recycled glass

← Medine GW-MDEMOS

Please turn to page 150 for full details of suitability and special notes on individual products





Bihar GW-BIHMOS

Bihar



300 x 300 x 8mm
11 13⁄16" x 11 13⁄16" x 5⁄16"
GW-BIHMOS
glass
Individual piece size:

Sukai GW-SUKMOS



Tuwana ✱✦



300 x 300 x 9mm
11 3⁄4" x 11 3⁄4" x 3⁄8"
EW-TUWMOS
stone/metal glass
Individual piece size:
Mixed

new Fable ✣



300 x 300 x 8mm
11 13⁄16" x 11 13⁄16" x 5⁄16"
EW-FABMOS
gloss marble
Individual piece size:
73mm 2 7⁄8"

← Fable EW-FABMOS

Sukai ❖◆



300 x 300 x 8mm
11 13⁄16" x 11 13⁄16" x 5⁄16"
GW-SUKMOS
glass
Individual piece size:
48mm 1 7⁄8"


GARLIC
HERBS
Ciabatta
Bread
Baguette



Savoy GW-SAVHEXMOS

Herald



300 x 300 x 10mm
11 13⁄16" x 11 13⁄16" x 3⁄8"

EW-HERMOS
marble

Savoy



324 x 280 x 5mm
12 ¾" x 11" x 3⁄16"
Individual piece size:
25 x 5 1" x 3⁄16"

GW-SAVHEXMOS
recycled glass

Caspar



324 x 280 x 5mm
12 ¾" x 11" x 3⁄16"
Individual piece size:
25mm 1"

GW-CASHEXMOS
recycled glass

Herald EW-HERMOS

Please turn to page 150 for full details of suitability and special notes on individual products



Aztec EW-AZTMOS

Aztec



300 x 300 x 9mm
11 ¾" x 11 ¾" x ⅜"
Individual piece size:
48mm 1 ⅞"

EW-AZTMOS
stone

new Kaleidoscope



297 x 297 x 6mm
11 ¹³⁄₁₆" x 11 ¹³⁄₁₆" x 5⁄16"
Individual piece size:
48mm 1 ⅞"

GW-KLDMOS
matt recycled glass

97% RECYCLED

new Kinetic



297 x 297 x 8mm
11 ¹³⁄₁₆" x 11 ¹³⁄₁₆" x 5⁄16"
Individual piece size:
48mm 1 ⅞"

GW-KNTMOS
matt recycled glass

97% RECYCLED

Please turn to page 150 for full details of suitability and special notes on individual products

Kinetic GW-KNTMOS





↑ Basketweave CS-BSKMOS, shown with Artisan Helmingham Field Tiles from The Winchester Tile Company



Moonbeam Penny Round CS-PRMOON, shown with Brilliant White Field Tiles and Skirting from the Artworks collection

Floors

These mosaics made from porcelain have been designed specifically for flooring *(although they are all suitable for walls as well)*



Classic Octagon and Dot CS-OCTDOT, shown with Jet Black Skirting and Half field tiles from the Artworks collection



Octagon and Dot Blue CS-OCTDOTBL

Classic Octagon and Dot



292 x 292 x 6mm
11 ½" x 11 ½" x ¼"

CS-OCTDOT
porcelain

Individual piece size:
23 & 55mm 15/16" x 2 ¼"

new Classic Octagon and Dot Large



295 x 295 x 6mm
11 5/8" x 11 5/8" x ¼"

CS-OCTDOTLG
polished ceramic

Individual piece size:
97 / 34mm 3 3/16"/1 1 1/32"

Octagon and Dot Blue



295 x 295 x 6mm
11 5/8" x 11 5/8" x ¼"

CS-OCTDOTBL
porcelain

Individual piece size:
50mm 2"

Basketweave



297 x 297 x 6mm
11 1 1/16" x 11 1 1/16" x ¼"

CS-BSKMOS
porcelain

Individual piece size:
48 x 24 & 10mm 1 7/8" x 15/16" & 3/8"

Moonbeam Penny Round



292 x 310 x 6mm
11 ½" x 12 ¼" x ¼"

CS-PRMOON
porcelain

Individual piece size:
14mm ½"

White Honeycomb

297 x 257 x 6mm
10 ⅛" x 11 ¾" x ¼"
Individual piece size:
22mm 7/8"

CS-HNYCOMW
porcelain

Black and White Honeycomb



297 x 257 x 6mm
11 ¾" x 10 ⅛" x ¼"
Individual piece size:
22mm 7/8"

CS-HNYCOMWB
porcelain



Large White Honeycomb CS-HNYWHTLG, shown with Cosmopolitan Mint Brick tiles from The Winchester Tile Company

Black Large Honeycomb



268 x 279 x 6mm
10 5/8" x 11 1/16" x ¼"
Individual piece size:
51mm 2"

CS-HNYBLKLG
porcelain

White Large Honeycomb

268 x 279 x 6mm
10 5/8" x 11" x ¼"
Individual piece size:
51mm 2"

CS-HNYWHTLG
porcelain

Please turn to page 150 for full details of suitability and special notes on individual products

Porcelain White Square



302 x 302 x 6mm
11 7⁄8" x 11 7⁄8" x 1⁄4"
CS-PORWSQ
matt porcelain
Individual piece size:
48mm 1 7⁄8"

Porcelain White Hexagon



378 x 322 x 6mm
14 7⁄8" x 12 1 1⁄16" x 1⁄4"
CS-PORWHX
matt porcelain
Individual piece size:
48mm 1 7⁄8"



Porcelain Black & White Square



302 x 302 x 6mm
11 7⁄8" x 11 7⁄8" x 1⁄4"
CS-PORWBSQC
matt porcelain
Individual piece size:
48mm 1 7⁄8"
SHOD ONLY

Porcelain Black & White Hexagon



378 x 322 x 6mm
14 7⁄8" x 12 1 1⁄16" x 1⁄4"
CS-PORWBHXC
matt porcelain
Individual piece size:
48mm 1 7⁄8"

Polcelain Black Square



302 x 302 x 6mm
11 7⁄8" x 11 7⁄8" x 1⁄4"
CS-PORBSQ
matt porcelain
Individual piece size:
48mm 1 7⁄8"

Porcelain Border Corner



285 x 255 x 7mm
11 1⁄4" x 10 1⁄16" x 1⁄4"
CS-PORCNR
matt porcelain

Porcelain Border



356 x 114 x 7mm
14" x 4 1⁄2" x 1⁄4"
CS-PORBDR
matt porcelain

Please turn to page 150 for full details of suitability and special notes on individual products



Porcelain Black & White Hexagon CS-PORWBHXC

Ibiza



306 x 306 x 8mm
12" x 12" x 5/16"

CS-IBIMOS
porcelain

Individual piece size:
15mm 5/8"



Ibiza CS-IBIMOS, shown with Mineral Portland Structured tiles from the Tileworks collection





↑ Nares Running Brick EW-NARRBMOS, see next page for further information

Stone

Mosaics made from this natural material range from pale polished marbles through to tumbled travertines

← Wall: Neve Linear EW-NEVMOS, see next page for further information and more stone mosaics.



Nimbus Basketweave EW-NIMMOS



Grisaille EW-VMGRIG1

Bianco 1.0



305 x 305 x 10mm
12” x 12” x ⅜”
Individual piece size:
10mm ⅜”

EW-VMBIANCO
marble/tumbled

Grisaille 1.0



305 x 305 x 10mm
12” x 12” x ⅜”
Individual piece size:
10mm ⅜”

EW-VMGRIG1
marble/tumbled

Torus Silver



265 x 264 x 12mm
10 ½" x 10" x ½"

EW-TORSLMOS
polished marble

Origin Grey



300 x 300 x 15mm
11 ¾" x 11 ¾" x ⅝"
Individual piece size:
50mm 2"

EW-ORGRMOS
honed marble

Nimbus Basketweave



305 x 305 x 10mm
12" x 12" x ⅜"
Individual piece size:
Mixed

EW-NIMMOS
stone

Stratus Basket Weave



274 x 274 x 10mm
12 ¹³⁄₁₆” x 12 ¹³⁄₁₆” x ⅜”
Individual piece size:
Mixed

EW-STRMOS
stone

Nares Hexagon



300 x 260 x 8mm
11 13/16" x 10 1/4" x 5/16"
EW-NARHXMOS
marble
Individual piece size:
48mm 1 7/8"

Delta White



280 x 270 x (7-12)mm
11" x 10 5/8" x (1/4"-1/2")
EW-DLWHMOS
marble

new Cirrus Small



290 x 280 x 10mm
11 7/32" x 10 53/64" x 25/64"
EW-CIRMOS
matt marble
Individual piece size:
30mm 1 3/8"

new Cirrus Large



298 x 303 x 10mm
11 3/4" x 11 15/16" x 25/64"
EW-CIRMOSLG
matt marble
Individual piece size:
48mm 1 7/8"

Cumulus



303 x 296 x 8mm
11 15/16" x 11 5/8" x 5/16"
EW-CMUMOS
stone
Individual piece size:
48mm 1 7/8"

Nares Brick Bond



305 x 305 x 8mm
12" x 12" x 5/16"
EW-NARBBMOS
marble
Individual piece size:
48 x 14mm 1 7/8" x 9/16"

Nares Running Brick



305 x 305 x 8mm
12" x 12" x 5/16"
EW-NARRBMOS
marble
Individual piece size:
48 x 14mm 1 7/8" x 9/16"

Neve Linear



300 x 295 x 12mm
11 13/16" x 11 5/8" x 1/2"
EW-NEVMOS
stone
Individual piece size:
86 x 15mm 3 3/16" x 5/8"

Please turn to page 150 for full details of suitability and special notes on individual products



Brickbond Bottocino Tumbled



305 x 305 x 10mm
12" x 12" x ⅜"
EW-VMBBBOTTM
marble/tumbled

Individual piece size:
48 x 24mm 1⅞ x 15⁄16"

Chic Bottocino Polished



305 x 305 x 10mm
12" x 12" x ⅜"
EW-VMCHICBOTT
marble/polished

Individual piece size:
152 x 15mm 6 x ⅝"

Crema 1.0



305 x 305 x 10mm
12" x 12" x ⅜"
EW-VMCREMA1
travertine/tumbled

Individual piece size:
10mm ⅜"

Crema 23mm



305 x 305 x 10mm
12" x 12" x ⅜"
EW-VMCREMA
travertine/tumbled

Individual piece size:
23mm ⅞"

Crema 48mm



305 x 305 x 10mm
12" x 12" x ⅜"
EW-VMCREMA48
travertine/tumbled

Individual piece size:
48mm 1 ⅞"

Crema Chipped Edge 23mm



300 x 300 x 10mm
11 13⁄16" x 11 13⁄16" x ⅜"
EW-VMCREMACE
travertine/tumbled

Individual piece size:
23mm ⅞"

Brickbond Crema



305 x 305 x 10mm
12" x 12" x ⅜"
EW-VMBBCREMA
travertine/tumbled

Individual piece size:
100 x 48mm 4 x 1 ⅞"

Brickbond Beige



305 x 305 x 10mm
12" x 12" x ⅜"
EW-VMBBBEIGE
travertine/tumbled

Individual piece size:

← Crema 23mm EW-VMCREMA

Please turn to page 150 for full details of suitability and special notes on individual products



Perla Large Hexagon



300 x 297 x 10mm
11 13/16" x 11 3/4" x 3/8"
EW-PRLHMOS
stone
Individual piece size:
48mm 1 7/8"

Sorrento 23mm



305 x 305 x 10mm
12" x 12" x 3/8"
EW-VMSORP23
marble/polished
Individual piece size:
23mm 7/8"

Trend Sorrento Polished



305 x 330 x 10mm
12" x 12" x 3/8"
EW-TRENDSOR
marble/polished
Individual piece size:
MIXED

Classic Sorrento Polished



305 x 305 x 10mm
12" x 12" x 3/8"
EW-CLASSICSOR
marble/polished
Individual piece size:
100 x 23mm 4 x 7/8"

Splitface Beige



305 x 290 x 10mm
12" x 11 3/8" x 3/8"
EW-VMSFBEIGE
marble
Individual piece size:
40 x 12mm 1 9/16 x 1/2"

Origin Beige



300 x 300 x 15mm
11 3/4" x 11 3/4" x 5/8"
EW-ORBGMOS
honed marble
Individual piece size:
50mm 2"

Torus Beige



265 x 264 x 12mm
10 1/2" x 10" x 1/2"
EW-TORBGMOS
polished marble

Please turn to page 150 for full details of suitability and special notes on individual products



Perla Large Hexagon EW-PRLHMOS



Beige Hawaii Pebble EW-HAWAII3

Beige Hawaii



290 x 290 x 10-14mm
11 7⁄16" x 11 7⁄16" x 3⁄8-9⁄16"

EW-HAWAII3
pebbles

Individual piece size:
Mixed

Ivory Samoa



290 x 290 x 10-14mm
11 3⁄8" x 11 3⁄8" x 3⁄8-9⁄16"

EW-SAMOA2
pebbles

Individual piece size:
Mixed



Ivory Samoa Pebble EW-SAMOA2

Trend Mica Polished EW-TRENDMIC

Trend Mica Polished



305 x 330 x 10mm
12" x 13" x ⅜"

EW-TRENDMIC
marble/polished

Individual piece size:
Mixed

Levantine Ivory Splitface



290 x 276 x 10mm
11 ⅜" x 10 ¹⁄₁₆" x ⅜"

EW-LIVSFMOS
travertine

Individual piece size:
48 x 23mm 1 ⅞" x ⅞"

Brickbond Noce Tumbled



305 x 305 x 10mm
12" x 12" x ⅜"

EW-VMBBNOCEM
travertine/tumbled

Individual piece size:
48 x 24mm 1 ⅞" x ¹⁵⁄₁₆"

Azahar



300 x 300 x 8mm
11 13/16" x 11 13/16" x 5/16"
EW-VMAZAT30
marble/tumbled
Individual piece size:
30mm 1 3/16"

Mixed Travertine 23mm



305 x 305 x 10mm
12" x 12" x 3/8"
EW-VMTM23
travertine/tumbled
Individual piece size:
23mm 7/8"

Mixed Travertine 48mm



305 x 305 x 10mm
12" x 12" x 3/8"
EW-VMTM48
travertine/tumbled
Individual piece size:
48mm 1 7/8"

Noce 1.0



305 x 305 x 10mm
12" x 12" x 3/8"
EW-VMNOCE1
travertine/tumbled
Individual piece size:
10mm 3/8"

Noce 23mm



305 x 305 x 10mm
12" x 12" x 3/8"
EW-VMNOCE
travertine/tumbled
Individual piece size:
23mm 7/8"

Noce Chipped Edge 23mm



300 x 300 x 10mm
11 13/16" x 11 13/16" x 3/8"
EW-VMNOCECE
travertine/tumbled
Individual piece size:
23mm 7/8"

Jerusalem Gold 23mm



305 x 305 x 10mm
12" x 12" x 3/8"
EW-VMJGOLD
limestone/tumbled
Individual piece size:
23mm 7/8"

Jerusalem Gold 48mm



305 x 305 x 10mm
12" x 12" x 3/8"
EW-VMJGOLD48
limestone/tumbled
Individual piece size:
48mm 1 7/8"

Giallo 23mm



305 x 305 x 10mm
12" x 12" x 3/8"
EW-VMGIALLO
travertine/tumbled
Individual piece size:
23mm 7/8"

Please turn to page 150 for full details of suitability and special notes on individual products



Spiral Grey



300 x 300 x 7mm
11 ¾" x 11 ¾" x ¼"
EW-SPGRMOS
honed marble
Individual piece size:
50mm 2"

Delta Grey



280 x 270 x (7-12)mm
11" x 10 ⅝" x (¼"-½")
EW-DLGRMOS
marble

Perugia 48mm



305 x 305 x 10mm
12" x 12" x ⅜"
EW-VMPERP48
marble/polished
Individual piece size:
48mm 1 ⅞"



Please turn to page 150 for full details of suitability and special notes on individual products



Black Crema Octagon EW-VMBLKOCT



Basketweave Black EW-BSKBLACK

Black/Crema Octagon



300 x 300 x 10mm
11 13⁄16" x 11 13⁄16" x 3⁄8"
EW-VMBLKOCT
marble/tumbled

Individual piece size:
100mm 4"

Basketweave Black



290 x 290 x 8mm
11 7⁄16" x 11 7⁄16" x 5⁄16"
EW-BSKBLACK
marble

Individual piece size:
64 x 30 /15mm 2 ½" x 1 3⁄16" /5⁄8"

White Octagon 48mm



300 x 300 x 10mm
11 13⁄16" x 11 13⁄16" x 3⁄8"
EW-VMOCTW48
marble/polished & tumbled

Individual piece size:
48mm 1 7⁄8"

White Octagon 10



310 x 310 x 10mm
12 1⁄4" x 12 1⁄4" x 3⁄8"
EW-VMOCTW10
marble/tumbled

Individual piece size:
100mm 4"

Basketweave White



290 x 290 x 8mm
11 7⁄16" x 11 7⁄16" x 5⁄16"
EW-BSKWHITE
marble

Individual piece size:
64 x 30 / 15 x 15mm 2½" x 1 3⁄16" / 5⁄8" x 5⁄8"

Please turn to page 150 for full details of suitability and special notes on individual products



Basketweave White EW-BSKWHITE

Quail Maui EW-MAUI2

Green Balihai



290 x 290 x 10-14mm
11 7/16" x 11 7/16" x 3/8-9/16"

EW-BALIHAI2
pebbles

Individual piece size:
Mixed

Quail Maui



290 x 290 x 10-14mm
11 7/16" x 11 7/16" x 3/8-9/16"

EW-MAUI2
pebbles

Individual piece size:
Mixed

Bora Bora



290 x 290 x 10-14mm
11 7/16" x 11 7/16" x 3/8-9/16"

EW-BORA2
pebbles

Individual piece size:
Mixed



Origin Brown EW-ORBRMOS

Origin Brown



300 x 300 x 15mm
11 ¾" x 11 ¾" x ⅝"
EW-ORBRMOS
honed marble
Individual piece size:
50mm 2"

Origin Dark Grey



300 x 300 x 15mm
11 ¾" x 11 ¾" x ⅝"
EW-ORDGRMOS
honed marble
Individual piece size:
50mm 2"

Please turn to page 150 for full details of suitability and special notes on individual products



Brickbond Nero EW-VMBBNEROM



Negra Black Splitface EW-NEGSFMOS

Jade 23mm



305 x 305 x 10mm
12” x 12” x ⅜”

EW-VMJADE
marble/tumbled

Individual piece size:
23mm ⅞”

Brickbond Nero Tumbled



305 x 305 x 10mm
12” x 12” x ⅜”

EW-VMBBNEROM
marble/tumbled

Individual piece size:
48 x 24mm 1 ⅞” x 1 5⁄16”

Negra Black Splitface



290 x 276 x 10mm
11 ⅜" x 10 1 1⁄16" x ⅜"

EW-NEGSFMOS
marble

Individual piece size:
48 x 23mm 1 ⅞" x ⅞"

Delta Black



280 x 270 x (7-12)mm
11" x 10 ⅝" x (¼"-½")

EW-DLBLKMOS
marble

Spiral Black



300 x 300 x 7mm
11 ¾" x 11 ¾" x ¼"

EW-SPBLKMOS
honed marble

Individual piece size:
50mm 2"



Crypto Large Hexagon EW-CYLHXMOS

Crypto Small Hex



29.5 x 25.5 x 10m
11 5⁄8" X 10 1⁄16" x 3⁄8"

EW-CYSHXMOS
honed marble

Crypto Large Hexagon



285 x 285 x 10mm
11 1⁄4" x 11 1⁄4" x 3⁄8"

EW-CYLHXMOS
honed marble

Crypto Random



305 x 305 x 9-16mm
12" x 12" x 3⁄8-5⁄8"

EW-CYRNDMOS
honed marble

Individual piece size:
25mm 1"

Please turn to page 150 for full details of suitability and special notes on individual products

Borders

Add a finishing touch with one of these borders

Athenian Interlocking Noce



305 x 50 x 10mm
2" x 12" x 3/8"

EW-ATHINTN
travertine/tumbled

Athenian Braid Travertine



300 x 50 x 10mm
2" x 11 13/16" x 3/8"

EW-ATBRAIDT
travertine/tumbled

Athenian Braid Black



300 x 50 x 10mm
2" x 11 13/16" x 3/8"

EW-ATBRAIDB
marble/tumbled

Namib



290 x 65 x 10mm
2 1/2" x 11 3/8" x 3/8"

EW-ATNAM
travertine/tumbled

Athenian Quadrant Travertine



300 x 70 x 10mm
2 3/4" x 11 13/16" x 3/8"

EW-ATQUADT
travertine/tumbled

Athenian Quadrant Black



300 x 70 x 10mm
2 3/4" x 11 13/16" x 3/8"

EW-ATQUADB
marble/tumbled

Gibson



305 x 100 x 10mm
4" x 12" x 3/8"

EW-ATGIB
travertine/tumbled

Meseta



280 x 85 x 10mm
3 3/8" x 11" x 3/8"

EW-ATMES
travertine/tumbled

Athenian Rope Black



300 x 100 x 10mm
4" x 11 13/16" x 3/8"

EW-ATROPEB
marble/tumbled

Athenian Diamond Noce



300 x 100 x 10mm
4" x 11 13/16" x 3/8"

EW-ATHDIAN
travertine/tumbled

Sevier



280 x 120 x 10mm
4 3/4" x 11" x 3/8"

EW-ATSEV
travertine/tumbled

Athenian Diamond Black



300 x 100 x 10mm
4" x 11 13/16" x 3/8"

EW-ATHDIAB
marble/tumbled

Mazatlan Honed



340 x 47 x 8mm
1 7⁄8" x 13 3⁄8" x 5⁄16"

EW-MAZHB

Escalante Honed



340 x 47 x 8mm
1 7⁄8" x 13 3⁄8" x 5⁄16"

EW-ESCHB

Madalena Polished



340 x 47 x 8mm
1 7⁄8" x 13 3⁄8" x 5⁄16"

EW-MDLPB

Mazatlan Polished



340 x 47 x 8mm
1 7⁄8" x 13 3⁄8" x 5⁄16"

EW-MAZPB

Escalante Polished



340 x 47 x 8mm
1 7⁄8" x 13 3⁄8" x 5⁄16"

EW-ESCPB

Yuma Honed



340 x 47 x 8mm
1 7⁄8" x 13 3⁄8" x 5⁄16"

EW-YMAHB

Zama Polished



305 x 53 x 8mm
2 1⁄8" x 12" x 5⁄16"

EW-ZAMPB

Caribou



300 x 50 x 8mm
2" x 11 13⁄16" x 5⁄16"

EW-CARHB

Altai Polished



305 x 53 x 10mm
2 1⁄8" x 12" x 3⁄8"

EW-ALTPB

Borrega



300 x 49 x 8mm
2" x 11 13⁄16" x 5⁄16"

EW-BRRB

Sonoan Honed



300 x 48 x 8mm
1 15⁄16" x 11 13⁄16" x 5⁄16"

EW-SONHB

Ivory Samoa Border



250 x 100 x 10-14mm
4" x 9 13⁄16" x 3⁄8-9⁄16"

EW-SAMOAB2

pebbles

Individual piece size:
Mixed

Beige Hawaii Border



270 x 100 x 10-14mm
4" x 10 5⁄8" x 3⁄8-9⁄16"

EW-HAWAIIB3

pebbles

Individual piece size:
Mixed

Quail Maui Border



250 x 100 x 10-14mm
4" x 9 13⁄16" x 3⁄8-9⁄16"

EW-MAUIB2

pebbles

Individual piece size:
Mixed

The possibilities are endless...

As well as supplying a vast range of off-the-shelf mosaics in a myriad of colours, shapes and materials, we can also provide you with bespoke designs.







Mosaics can be made to your specific designs, everything from a simple motif or logo to a precious or special photograph can be put on to a mosaic panel. Here are some suggestions for creating your bespoke mosaics:

- Photographs of family groups; individual portraits of babies, children; graduation images
- Pictures from your holiday, photographs of special pets, favourite cityscapes or landscapes, even your garden
- Mosaic panels for behind a bath or in a bedroom; a feature wall in a dining room, kitchen or living room; a panel in a hallway
- Mosaics can be made from glass, stone, ceramic or other materials, depending on where they are going to be installed
- Colours will be closely reproduced from the original image provided

In fact, anything goes! As long as you can provide us with a high resolution photograph or image, we can do the rest. Depending on the size of the area where your mosaic will be installed, your order should only take around 3-4 weeks to be delivered. The price will be dependent on size, colour and materials.

When your bespoke mosaics are ready for installation, a competent tiler should be able to fix them in place for you to enjoy for years. The images on these pages are just a taste to give you an idea, but obviously the possibilities are endless!

Contact your local Original Style mosaics retailer for more information and to discuss your specific requirements.



This larger than life depiction of the famous jockey A P McCoy riding Kauto Star was created by piecing together thousands of hand-cut glass tesserae. The panel, which measures approximately 4.5 x 3 metres is currently on display at the Original Style Cheltenham Tile Showroom

How many tiles will you need?

De combien de carreaux aurez-vous besoin?
Wie viele Fliesen brauchen Sie?
Hoeveel mozaïeken hebt u nodig?

Nominal mosaic sheet size* **Taille Nominale de la Plaque de Mosaïque** **Nennmaße des Mosaikbogens** **Nominale afmetingen mozaïekmat**		**Mosaic sheets per sq metre** **Plaques de mosaïque par mètre carré** **Mosaikbögen pro Quadratmeter** **Mozaïekmatten per vierkante meter**	**Mosaic sheets per sq foot**
Metric/mm	**Imperial/inches**		
200 x 200	7 7/8 x 7 7/8	25	2.3
208 x 292	8 1/8 x 11 1/2	16.5	1.5
232 x 316	9 1/4 x 12 1/2	13.6	1.2
260 x 270	10 1/4 x 10 5/8	14.2	1.3
262 x 262	10 5/16 x 10 5/16	14.6	1.4
265 x 254	10 7/16 x 10	14.8	1.4
270 x 270	10 5/8 x 10 5/8	13.7	1.3
271 x 281	10 5/8 x 11	13.1	1.2
272 x 315	10 11/16 x 12 3/8	11.7	1.1
274 x 274	10 3/4 x 10 3/4	13.3	1.2
275 x 292	10 7/8 x 11 1/2	12.4	1.1
276 x 286	10 3/4 x 11 1/4	12.7	1.2
279 x 279	11 x 11	12.8	1.2
280 x 300	11 x 11 13/16	11.9	1.1
285 x 265	11 1/4 x 10 7/16	13.2	1.2
285 x 285	11 1/4 x 11 1/4	12.3	1.1
286 x 275	11 1/4 x 10 13/16	12.7	1.2
290 x 275	11 3/8 x 10 7/8	12.5	1.2
290 x 276	11 7/16 x 10 7/8	12.9	1.2
290 x 290	11 7/16 x 11 7/16	11.9	1.1
290 x 305	11 7/16 x 12	11.3	1
292 x 276	11 1/2 x 10 3/4	12.4	1.2
292 x 278	11 1/2 x 10 15/16	12.3	1.1
292 x 288	11 1/2 x 11 3/8	11.9	1.1
292 x 292	11 1/2 x 11 1/2	11.7	1.1
292 x 310	11 1/2 x 12 3/16	11	1
294 x 294	11 9/16 x 11 9/16	11.6	1.1
295 x 295	11 5/8 x 11 5/8	11.5	1.1
296 x 296	11 5/6 x 11 5/6	11.4	1.1
298 x 260	11 3/4 x 10 1/4	12.5	1.2
298 x 286	11 3/4 x 11 1/4	11.3	1
298 x 298	11 3/4 x 11 3/4	11.3	1.1
300 x 300	11 13/16 x 11 13/16	11.1	1
300 x 312	11 13/16 x 12 5/8	10.7	1
300 x 335	11 3/4 x 13 1/4	10	1
301 x 301	11 13/16 x 11 13/16	11	1
302 x 302	11 7/8 x 11 7/8	10.3	1
303 x 287	11 15/16 x 11 5/16	11.5	1.1
304 x 298	12 x 11 3/4	11	1
304 x 304	12 x 12	10.8	1
304 x 334	12 x 13 1/8	9.8	0.9
305 x 265	12 x 10 1/2	10.8	1.1
305 x 285	12 x 11 13/16	11.5	1
305 x 300	12 x 11 3/4	10.9	1
305 x 305	12 x 12 x 3/8	10.7	1
305 x 310	12 x 12 1/4	10.6	1
305 x 315	12 x 12 1/2	10.4	1
306 x 287	12 1/16 x 11 5/8	11.4	1.1
306 x 306	12 x 12 x 5/16	10.68	1
307 x 297	12 1/16 x 11 11/16	11	1
310 x 227	12 3/16 x 8 15/16	14.2	1.3
310 x 297	12 3/16 x 11 11/16	10.9	1
310 x 310	12 3/16 x 12 3/16	10.4	1
310 x 315	12 3/16 x 12 1/2	9.9	0.9
312 x 300	12 1/4 x 11 3/4	10.7	1
313 x 313	12 5/16 x 12 5/16	10.2	0.9
318 x 310	12 1/2 x 12 3/16	10.1	0.9
318 x 318	12 1/2 x 12 1/2	9.9	0.9
320 x 320	12 5/8 x 12 5/8	9.8	0.9
322 x 322	12 11/16 x 12 11/16	9.6	0.9
327 x 305	12 7/8 x 12	10	0.9
327 x 327	12 7/8 x 12 7/8	9.4	0.9
358 x 398	14 1/8 x 15 11/16	7	0.6

Nominal mosaic border length* **Longueur nominale de la bordure de la mosaïque** **Nennlänge der Mosaikbordüre** **Nominale lengte mozaïekranden**		**Borders per linear metre** **Bordures par mètre linéaire** **Bordüre pro laufendem Meter** **Randen per strekkende meter**	**Borders per linear foot**
Metric/mm	**Imperial/inches**		
240	9 7/16	4.2	1.3
250	9 13/16	4.0	1.2
267	10 1/2	3.7	1.2
270	10 5/8	3.7	1.2
280	11	3.6	1.1
285	11 1/4	3.5	1.1
290	11 7/16	3.4	1.0
300	11 13/16	3.3	1.0
305	12	3.3	1.0
310	12 13/16	3.2	1.0
320	12 5/8	3.1	0.9
340	13 3/8	2.9	0.9
385	15 3/16	2.6	0.9

* All dimensions are subject to a tolerance of ± 2.5mm or 3/32"

* Toutes les dimensions ci-dessus sont sujettes à une tolérance de ± 2.5mm ou 3/32"

* Alle obigen Maße unterliegen einer Toleranz von ± 2,5 mm oder 3/32"

* Voor alle bovenstaande afmetingen geldt een mogelijke afwijking van ± 2,5 mm

Quantities shown exclude grout gaps between each sheet. When calculating the number of tiles you will require, do not forget to make an allowance for cutting and wastage.

Les quantités indiquées excluent les écarts des joints entre chaque plaque. Lorsque vous calculez le nombre de carreaux dont vous avez besoin, n'oubliez pas de prendre en compte les découpes et les pertes.

Die angegebenen Mengen berücksichtigen nicht die Fugenspalten. Bei der Berechnung der erforderlichen Anzahl von Fliesen denken Sie bitte daran, zusätzliche Fliesen für Verschnitt und Reststücke einzuplanen.

Er wordt bij deze hoeveelheden geen rekening gehouden met voegen tussen de matten. Houd bij het berekenen van het aantal benodigde mozaïeken rekening met snijverlies en breuk.

Anatomy of a swatch

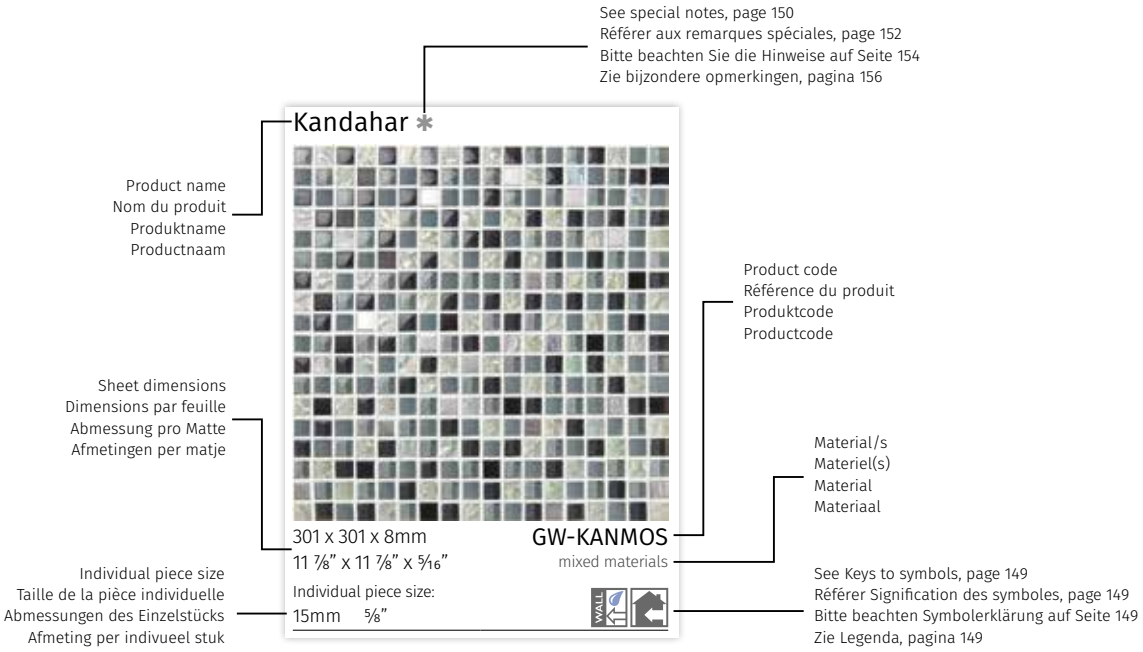

Keys to Symbols

Signification des symboles / Symbolerklärung / Legenda

Dry walls	Murs secs uniquement
Wet & dry walls (inc.showers and wet rooms)	Murs secs et humides (dont douches et douches italiennes)
Wet & dry floors (inc.showers and wet rooms)	Sols secs et humides (dont douches et douches italiennes)
Dry floors only	Sols secs uniquement
Internal use only	Usage intérieur uniquement
Internal & external use	Usage intérieur et extérieur

External use
All our porcelain tiles have passed the ISO 10545-12 frost resistance test, making them suitable for external use. We recommend that only tiles with shod wet (4S96 shod wet) slip resistance results of 36+ are used in external situations. Original Style Ltd cannot be held liable for cracking that can occur due to adverse weather conditions or poor installation.

Usage extérieur
Tous nos carreaux en porcelaine ont passé le test ISO 10545-12 de résistance au gel et conviennent donc à un usage extérieur. Nous recommandons toutefois de poser en extérieur uniquement les carreaux dont la résistance au glissement est supérieure à 36 (selon les résultats de la VEP, 4S96). Original Style Ltd déclinera toute responsabilité en cas de fissuration des carreaux due à des conditions climatiques défavorables ou à une mauvaise installation.

Nur für Trockenwände	Alleen droge wande
Nass- und Trockenmauern (Inkl. Duschen und Nassräume)	Natte en droge wanden (incl. douches)
Nass- und Trockenböden (Inkl. Duschen und Nassräume)	Natte en droge vloeren (incl. douches)
Nur für Trockenböden	Alleen droge vloeren
Nur für Innenbereiche	Alleen voor binnengebruik
Für Innen- und Außenbereiche	Voor binnen- en buitengebruik

Externe Nutzung
Unsere gesamtes Feinsteinzeug hat den Frostbeständigkeitstest nach ISO 10545-12 bestanden, so dass sie für den externen Gebrauch eingesetzt werden können. Wir empfehlen, dass nur Fliesen mit einer Rutschfestigkeit von über 36 in externen Bereichen verwendet werden. Original Style Ltd haftet nicht für Risse, die durch widrige Witterungsverhältnisse oder eine falsche Installation auftreten.

Buitengebruik
Al onze tegels hebben de vorstbestendigheidstest doorstaan van ISO 10545-12, zodat ze geschikt zijn voor buitengebruik. We raden aan dat alleen tegels met een (4S96 shod wet) slipbestendigheid van 36+ buiten worden gebruikt. Original Style Ltd is niet aansprakelijk voor scheuren die optreden als gevolg van slechte weersomstandigheden of een onjuiste installatie.

Special Notes

◇	**Paper Faced/Plastic Film Faced mosaics** have a covering of paper or film on the front surface rather than mesh backing. Some individual pieces are clear/translucent so any mesh backing would show through after installation to spoil the overall look. Use a white, rapid setting, cement based flexible adhesive. Because the film or paper facing is on the front of these mosaics it is difficult to see what they look like. Peel back part of the paper or plastic face on one tile BEFORE fixing to ensure the surface finish is what you expected. **Plastic film faced mosaics** should be adhered in the same way as other mosaics, but with the film facing outwards. Leave the adhesive for at least 24 hours to allow it to completely set and dry before peeling off the film. If it's necessary to make slight adjustments to straighten the mosaics before the adhesive sets, then cut the film carefully with a sharp knife. If the small pieces of mosaic come off when removing the plastic film it means that the adhesive has not been left long enough to dry. Use a sharp knife and cut small slits in the film to allow more air to the adhesive to speed up the process. When the adhesive is dry, remove the film by peeling it from one corner to the opposite corner. **Some mosaic sheets** may have a protective film covering either the whole surface or certain individual pieces. Keep the film in place during installation then carefully peel away. It is important to factor in time needed to peel off the film from some of those with film on individual pieces **Paper faced mosaics** should be adhered in the same way as other mosaics, but with the paper facing outwards. Wet the paper and peel off before the setting material hardens to allow time to straighten the mosaics, if necessary, before they set. For more detailed instructions please refer to the Fixing Guide at **www.originalstyle.com/guides**.
◆ ///	**Epoxy** primer, adhesive and grout recommended **Epoxy** primer and adhesive with a non-sanded or superfine grout recommended
●	**Shower walls only**, not walls in wet rooms or steam rooms
❖	**Will fade in direct sunlight**
✱	**Contain metal.** Extreme caution must be taken when using metal mosaics in an electric shower. Always consult a qualified electrician before installation. Considerable care needs to be taken when installing **Fusion Micro EW-FUSMIMOS**, **Fusion Macro EW-FUSMAMOS, Telstar EW-TLSMOS** and **Torque EW-TORMOS** as they have very sharp edges. Wear thick protective gloves when handling these mosaics. **Torque** should only be installed in situations where it will not be touched or brushed past as the surface is three dimensional and some edges will be sharp even after installation. Do not install in areas where it can be brushed past or where small children will come into contact with the surface. It is important to take this into account before choosing this product. Make sure that the grain of stainless steel is going in the same direction for all mosaic sheets otherwise it will affect the appearance of the installation. **Some metal mosaics have a protective film covering either the whole surface or certain individual pieces.** Keep the film in place during installation then carefully peel away. It is important to factor in time needed to peel off the film from some of those with film on individual pieces.
✪	**Mosaics containing or made from copper** are not suitable for kitchens, bathrooms, showers and wet rooms or exposure to excessive moisture. When exposed to air and moisture the copper may, over time, form a patina of verdigris (a green coating). It is vital that this feature is taken into account when choosing copper mosaics.
✜	**Seal** before use
✿	Use **white**, rapid setting cement latex based flexible adhesive and a non-sanded or superfine grout unless stated otherwise
✤	Some mosaics may have **chipped edges**. This is an inherent part of these tiles and add to the rustic effect
▲	**Heavy product:** Care must be taken to ensure that the substrate is suitable (eg backerboard) due to the substantial weight of this product
▲	**Do not grout**
✻	**Bathroom floors only**
✦	**Cutting Instructions** **Beryl GW-BERRRMOS, Ice GW-ICERRMOS, Jager GW-JAGDLMOS, Paragon GW-PARDLMOS, Solitaire GW-SLTDLMOS, Zircon GW-ZIRRRMOS**: cut with mosaic tile nippers with tungsten carbide cutting wheels or electric tile saw for mosaics **Zenith Copper EW-ZENCPMOS, Zenith Silver EW-ZENSLMOS, Golden Nugget EW-GNUMOS, Silver Nugget EW-SNUMOS, Aurelio EW-AURMOS, Orabella EW-ORAMOS Black Link EW-BKLMOS, EW-SVLMOS Silver Link, Herald EW-HERMOS, Inca EW-INCMOS, Lega EW-LEGMOS, Axum EW-AXUMOS, Minoan EW-MINMOS, Tuwana EW-TUWMOS, Aztec EW-AZTMOS**: water fed electric cutting machine with a normal diamond blade. **Astral Silver EW-ASTSLMOS**, **Astral Copper EW-ASTCPMOS**: water fed electric cutting machine with a normal diamond blade, cut edges need filing smooth.

These are Original Style's recommendations and are not necessarily exhaustive

Glass mosaics
Glass thickness will have an effect on the colour of the tile. Glass mosaics near heat: glass mosaics should be installed a minimum of 3cm from any direct heat source. Handle glass mosaics with care especially when being **cut** or if broken. Ensure that the surfaces do not come into contact with each other or sharp/abrasive objects. Not recommended for use on counter tops because of the likelihood of scratching. **Glass pebble mosaics** are only suitable for bathroom floors and slip-resistance may not be adequate for use in wet conditions.

Iridescent mosaics
The appearance and colours of iridescent mosaics change under different lighting conditions and also vary when seen from different angles. We recommend that you ask for samples from your retailer and try them out where you intend installing your mosaics, to make sure you get the look you are after and the most pleasing results.

Bamboo
Dry areas only, not suitable for wet areas such as wet rooms, bathrooms, showers or splashbacks or where they will be exposed to excessive moisture. Mosaics made from or containing bamboo are subject to natural blemishes such as knots and holes.

Decorative mosaics
Axum EW-AXUMOS, Minoan EW-MINMOS, Tuwana, EW-TUWMOS: remove grout with clean warm water and wet sponge as tiling progresses. **EW-AZTMOS Aztec:** ONLY use WHITE unsanded grout as the grout will stay in the fine design lines when cleaned off.

Stone pebbles
To avoid visible grout lines, some pebbles may require adjusting slightly so that they interlock with adjoining pebble sheets.

Stone mosaics
Not recommended for external use as most of our stone mosaics are porous to some extent. If installed outside water could be absorbed and the tiles become susceptible to frost damage. Stone is a natural product and subject to colour variation, pitting, blemishes, chipped edges, size variation and sometimes staining. Natural stone may fade in UV light. No guarantee can be made against this happening. Some stone mosaics may have minor chips or blemishes. Such relatively insignificant imperfections should be considered normal and not the result of poor/faulty workmanship. Natural stone mosaics may also be subject to scuffing and scratching.

Installation
It is important that your tile installer understands the pattern or blended effect you want, the requirements for surface preparation and protecting newly installed tiles from on-going work. Floors and walls may require expansion joints.

Important Information

Please read through the following information carefully. It will help you select the correct mosaics for your application. For more detailed instructions please refer to the Fixing Guide at www.originalstyle.com/guides.
We strongly recommend you and your tiler read through the Fixing Guide at www.originalstyle.com/guides before installation as Original Style cannot accept responsibility for any faults after mosaics have been fixed, for issues raised in this Important Information or the Fixing Guide once the product has been laid or installed.

CHOOSING THE RIGHT MOSAICS
Please check suitability of the mosaics before ordering and installation. If you are uncertain please ask your Original Style retailer for further information.

SAMPLE SERVICE
Samples and swatch cards can be sent to customers on request. Full size mosaic sheet samples are usually chargeable at a reduced rate. Please see your local stockist for details.

DIMENSIONS
Nominal sizes and thicknesses are shown throughout the brochure. Owing to the high degree of hand finishing of some mosaics, actual dimensions for individual mosaic sheets may vary from these figures and should be treated as a guide only. All dimensions are subject to a tolerance of ± 2.5mm or $^{3}/_{32}$". When calculating the number of mosaic sheets required, please add a five per cent allowance for cutting and wastage.

COLOUR VARIATIONS AND SHADING
There may be distinctive yet subtle variations in shade to be found in many mosaics in this brochure. A single sample tile should not be taken as a completely accurate indication of colour. Some mosaic sheets and individual tiles may have distinctive yet subtle variations in shade, colour and tone, which will be an inherent feature of that particular product. We advise that you open and inspect each carton of mosaics to confirm consistency of shading. Select six random sheets from different cartons to check if there are any shading differences. We recommend that you spend time to achieve the most pleasing distribution of shades before fixing. Differences between batches can be even more marked. For this reason we recommend that you buy all the tiles at one time.

SCRATCHING
Glass and metal mosaics can be scratched. We recommend that care is taken in installation and that mosaics made from or containing glass and metal are not put in high risk areas for scratching. It is important to use a non-sanded or superfine grout to avoid scratching the surfaces of glass and metal mosaics. Always test a small area before installation.

MOSAICS AND BORDERS MADE FROM AND CONTAINING METAL
Please refer to the Fixing Guide for more information before installing mosaics and borders made from and containing metal. It is essential that a qualified electrician carries out all electrical work around metal mosaics and any borders containing metal. Extreme caution must be taken when using metal mosaics in an electric shower. Always consult a qualified electrician before installation.

INSTALLATION
We strongly recommend that your tile installer reads through this Important Information and reads the Fixing Guide at www.originalstyle.com/guides before commencing any work. This fully explains the steps necessary to plan, fix and seal your mosaics and how to maintain them in first class condition for years ahead. If in any doubt please contact our technical department prior to installation as fixing tiles incorrectly can prove costly.

CUTTING MOSAICS
Some cutting of mosaics is unavoidable. Please refer to the Fixing Guide before attempting to cut any mosaics. Metal mosaics can be cut with a water-fed electric cutting machine with a normal diamond blade. See information regarding specific products on opposite page.

Appropriate safety precautions should be always taken when cutting any mosaics. Full personal protective equipment (PPE) for hands and eyes should be used.

ADHESIVES, GROUT, SEALANTS
We strongly recommend you and your tiler read through the Fixing Guide at www.originalstyle.com/guides regarding adhesives, grouts and sealants before installation. Particular care should be taken to use the correct adhesive, grout and sealants. Carefully read manufacturers' information and always follow the manufacturer's instructions.
We recommend that a white, rapid setting cement latex based flexible adhesive and a non-sanded or superfine-sanded grout are used unless stated otherwise in the Fixing Guide (www.originalstyle.com/guides). No guarantee can be made by Original Style against some minor scratch marks appearing on mosaic tile surfaces even when using non sanded grout. Please always test the grout and grout removal on an unfixed sheet prior to installation to ensure no scratching and effective grout removal, following all manufacturers' instructions.

MAINTENANCE AND CLEANING
The use of certain acid based cleaning products may cause some of the mosaics featured in this brochure to react and change in character. We recommend the use of pH neutral cleaning products on our tiles unless otherwise stated below. **Glass**: Wash down glass mosaic surfaces with clean water, a normal spirit or alcohol based glass or window cleaner. Ensure a soft cloth is used to avoid scratching. **Gold**: Do not use acid-based cleaners on products containing gold. Follow the instructions as for Glass above. **Iridescence**: avoid any contact with products containing hydrofluoric acid (pool cleaners for example) as this will damage the lustre effects. **Metal**: Use warm soapy water then wipe with a damp cloth and buff dry. Alternatively use a stainless steel cleaner.
Do not use harsh or abrasive cleaning products, scourers or bleach. Do not allow other metals such as steel wool pads to come in contact with stainless steel mosaics, as small metal fragments may enter the surface and start to corrode, resulting in rust spots. **Copper**: avoid any contact with products containing citric acid or hydrofluoric acid (pool cleaners for example) as this will cause staining.

LIGHTING
Clever use of lighting can enhance the beauty of your mosaics, especially those containing iridescent pieces. We hope that you will be inspired by the setting photographs used throughout our brochure.

PHOTOGRAPHY
Owing to variations in studio lighting and printing inks, the tile colours shown in this brochure may differ slightly from those of the actual tiles. Before making your choice it is always advisable to ask your Original Style retailer to show you samples.

LIMITS OF LIABILITY
Original Style accepts no liability for the faulty installation of its tiles. In the case of any claim relating to the tiles themselves, Original Style's liability, to the extent permitted by law, is limited to either the replacement of the product or a refund of the cost of the product, and does not extend to cover any consequential loss. Tiles must be inspected prior to installation and claims cannot be considered after the tiles have been installed. Claims must be reported within seven working days from the receipt of the tiles. Tile sizes may vary slightly from the stated nominal dimensions within internationally accepted standards.

Please be advised that installation constitutes acceptance of the quality, colour, size, texture and shade of the tiles. Please note, the use of certain acid-based cleaning products may cause some of the tiles to react and change in character.

Original Style warrants that its tiles conform to their description and are fit for their purpose. Original Style makes no other express or implied warranty as to fitness or suitability of the products for particular installations. We extend no guarantees, express or implied, as to wear resistance or maintenance procedures. It is imperative to follow grout and adhesive manufacturers' instructions regarding their suitability with our products. If in doubt please consult the grout/adhesive stockist from whom you purchased the products. Original Style makes no representations as to the fitness for purpose of third party adhesives and grouts.

In the USA please follow the recommendations of a reputable adhesive manufacturer in conjunction with our Fixing Guide at www.originalstyle.com/guides and always comply with American National Standards Institution (ANSI) specifications as set out in the Handbook for Ceramic Tile Installation published by the Tile Council of America. Useful links: ctioa.org, tileusa.com

ACKNOWLEDGEMENTS
We gratefully acknowledge the assistance of the following companies with the photographic settings and props.

Amara	amara.com
Anthropologie	anthropologie.com/en-gb
Bathroom Village	bathroomvillage.com
Chadder & Co	chadder.com
Conran Shop	conranshop.co.uk
Cox & Cox	coxandcox.co.uk
Darts Farm	dartsfarm.co.uk
Debenhams	debenhams.com
Designers Guild	designersguild.com
Fagins	faginsantiques.com
French Connection	frenchconnection.co.uk
Furniture Village	furniturevillage.co.uk
Habitat	habitat.co.uk
Holly's House	hollys-house.com
House of Fraser	houseoffraser.co.uk
Idyll Home	idyllhome.co.uk
Industville	industville.co.uk
Laura Ashley	lauraashley.com
Maison de Marrakech	maisondemarrakech.com
Next	next.co.uk
Nkuku	nkuku.com
Not on the high street	notonthehighstreet.com
Orange Tree	theorangetree.co.uk
Penhalligon's	penhaligons.com
Rockett St George	rockettstgeorge.co.uk
Rose & Grey	roseandgrey.co.uk
Rowen and Wren	rowenandwren.co.uk
Selfridges	selfridges.com
The White Company	thewhitecompany.com
West Elm	westelm.co.uk

Adhesives, grouts, sealants

Aquamix UK	celtexagencies.co.uk
Aquamix USA	custombuildingproducts.com/welcome.aspx
HG	hg.eu
Lithofin	lithofin-uk.co.uk
Mapei	mapei.com

Remarques spécifiques

◇	**Face plastique/papier** : ces mosaïques ont une fine pellicule de papier ou de plastique recouvrant leur surface plutôt qu'un filet de protection au dos. Nous recommandons l'utilisation d'une colle blanche, rapide, flexible et à base de ciment pour les carreaux recouverts d'une protection papier ou plastique. Etant donné que le papier ou plastique est sur la face avant de ces mosaïques, il est difficile de voir ce à quoi elles ressemblent. Retirez une partie du papier ou du film plastifié AVANT la pose pour vous assurer que la surface est comme vous le souhaitez. **Mosaïque à face plastique** : Ces mosaïques doivent être posées de la même manière que les autres mosaïques mais en vous assurant que le film se trouve sur la face supérieure. Laissez la colle sécher pendant au moins 24 heures avant de retirer le film plastique. S'il est nécessaire d'ajuster la position des mosaïques avant que la colle ne prenne, alors le film peut être découpé soigneusement à l'aide d'un couteau aiguisé. Si les carreaux individuels de la mosaïque se détachent quand vous retirez le film plastifié cela signifie que vous n'avez pas laissé sécher la colle assez longtemps. Utilisez un couteau aiguisé et coupez des petites fentes dans le film plastifié afin de permettre à la colle de recevoir plus d'air. Quand la colle est sèche, retirez le film plastifié en le tirant d'un coin au coin opposé. **Mosaïque à face papier** : Ces mosaïques à face papier doivent être posées de la même manière que les autres mosaïques mais en vous assurant que le papier se trouve sur la face supérieure. Humidifiez le papier et retirez-le avant que la colle ne sèche afin d'avoir le temps de réajuster les carreaux, si nécessaire, avant qu'ils ne soient complètement fixés. Certaines mosaïques disposent d'un film protecteur qui recouvre leur surface entière ou certains éléments individuels. Vous devez laisser ce film en place lors de l'installation, puis le retirer avec précaution.
◆	Usage recommandé d'un apprêt, d'une colle et d'un ciment-joint époxy
///	Apprêt et colle époxy avec joint à base de sable fin ou sans sable recommandé
●	**Douches uniquement - pas zoned humides:** Ne convient pas aux hammams et zones où l'humidité est excessive telles que les douches italiennes mais peut être utilisée dans les couches ordinaires.
❖	Ne pas installer directement au soleil. Elle peut se décolorer si exposé au soleil.
✱	**Méta**l Soyez extrêmement vigilants si vous installez des mosaïques en métal dans des douches électriques. Consultez toujours un électricien qualifié avant l'installation. Faites très attention lorsque vous posez les mosaïques en aluminium **Fusion Micro EW-FUSMIMOS, Fusion Macro EW-FUSMAMOS, Telstar EW-TLSMO**S et **Torque EW-TORMO**S car leurs bords sont tranchants. Portez des gants épais lorsque vous manipulez ces mosaïques. Les mosaïques Torque doivent uniquement être installées dans où elles ne seront pas touchées ou effleurées, car leur surface peut blesser. La surface de Torque **EW-TORMO**S a trois dimensions et certains angles seront toujours coupants même après l'installation. Nous vous déconseillons d'installer ces carreaux dans des zones où ils peuvent être effleurés ou où des enfants pourront entrer en contact avec leur surface. Il est important de prendre en compte ce facteur avant de choisir ce produit. Veillez à ce que le grain de l'acier inoxydable suive la même direction dans toutes les plaques de mosaïques, sinon l'apparence générale de l 'installation en sera affectée. **Certaines mosaïques disposent d'un film protecteur qui recouvre leur surface entière ou certains éléments individuels.** Vous devez laisser ce film en place lors de l'installation, puis le retirer avec précaution.
✪	**Carreaux avec du cuivre:** Les mosaïques en cuivre ne doivent pas être posées dans les cuisines, salles de bains, douches et douches italiennes. En étant exposée à l'air et à l'humidité, la surface du cuivre risque, au fil du temps, de se patiner ou de se couvrir de vert-de-gris (une pellicule verte).
✜	Imperméabilisez avant usage
✿	Utilisez un ciment blanc et rapide, une colle flexible à base de latex et des joints non sablés ou finement sablés, sauf en cas d'indication contraire.
✤	**Peut avoir les bords coupés**: Quelques mosaïques peuvent avoir les bords coupés. C'est une partie inhérente de ces carreaux et un ajout qui a un effet rustique.
⬛	**Produit lourd:** Il faut veiller à ce que le support soit adapté (ex. le panneau arrière) en raison du poids important de ce produit
▲	**Ne pas jointoyer**
✻	**Sols de salles de bains uniquement**
✦	**Instruction de coupe** **Beryl GW-BERRRMOS, Ice GW-ICERRMOS, Jager GW-JAGDLMOS, Paragon GW-PARDLMOS, Solitaire GW-SLTDLMOS, Zircon GW-ZIRRRMO**S**:** coupé avec pinces à carreaux de mosaïque avec des roues de coupe en carbure de tungstène ou une scie électrique pour mosaïques. **Zenith Copper EW-ZENCPMOS, Zenith Silver EW-ZENSLMOS, Golden Nugget EW-GNUMOS, Silver Nugget EW-SNUMOS, Aurelio EW-AURMOS, Orabella EW-ORAMOS Black Link EW-BKLMOS, EW-SVLMOS Silver Link, Herald EW-HERMOS, Inca EW-INCMOS, Lega EW-LEGMOS, Axum EW-AXUMOS, Minoan EW-MINMOS, Tuwana EW-TUWMOS, Aztec EW-AZTMOS:** Machine de découpe électrique alimentée à l'eau avec une lame de diamant normale. **Astral Silver EW-ASTSLMOS, Astral Copper EW-ASTCPMO**S: Machine de découpe électrique alimentée à l'eau avec une lame de diamant normale. Les bords coupés doivent être limés.

Il s'agit de recommandations d'Original Style. Leur liste n'est pas nécessairement exhaustive

Verre
L'épaisseur du verre influencera aussi la coloration du carreau. Utilisation de mosaïques en verre près d'une source de chaleur : nous vous recommandons d'installer les mosaïques à une distance d'au moins 3 cm de toute source directe de chaleur.

Les mosaïques en verre doivent être maniées avec précaution, en particulier lors du découpage de celles-ci ou si elles se sont brisées. Assurez-vous que les surfaces n'entrent pas en contact les unes avec les autres ou avec des objets tranchants ou abrasifs. Nous vous déconseillons de poser des mosaïques en verre sur le plan de travail d'une cuisine car vous risquerez de les rayer. Si les carreaux en verre sont posés au sol nous ne pouvons garantir leur propriétés antidérapantes, surtout en zone humide.

Mosaïques iridescentes
L'apparence et les couleurs des mosaïques iridescent changent en fonction des conditions d'éclairage et varient aussi selon l'angle d'observation. Nous recommandons donc que vous demandiez des échantillons auprès de votre détaillant afin de les observer à l'endroit vous avez l'intention de les installer. Vous serez ainsi assurer d'obtenir l'effet que vous désirez et d'avoir des résultats répondants à vos attentes.

Bambou
Conviennent uniquement aux zones sèches ; ne conviennent pas aux zones humides (salles de bains, douches, douches italiennes ou dosserets de cuisine) car elles seraient exposées à une humidité excessive. Les mosaïques en bois ou composes de bois comprennent des défauts naturels tels que des noeuds et des cavités.

Mosaiques décoratives
Axum EW-AXUMOS, Minoan EW-MINMOS, Tuwana, EW-TUWMOS: retirez le joint avec de l'eau chaude propre et une éponge mouillée pendant la pause du carrelage. **EW-AZTMOS Aztèque:** N'UTILISEZ que du joint blanc sans sable car celui-ci restera dans les fines lignes de conception au moment du nettoyage.

Galets
Pour éviter que les joints ne soient visibles, vous devrez peut-être ajuster certains galets de manière à ce qu'ils empiètent sur les plaques de galets voisines.

La pierre
La plupart de nos mosaïques en pierre sont poreuses à un plus ou moins haut degré. Installées en extérieur, elles auront tendance à absorber l'eau, ce qui les rendra vulnérables au gel. La pierre naturelle peut perdre de sa couleur lorsqu'exposée aux ultraviolets. Nous ne pouvons vous donner aucune garantie contre ce phénomène. La pierre est un matériau naturel ; en conséquence, des variations de couleur sont possibles entre chaque mosaïque de pierre et entre éléments individuels. Certaines mosaïques de pierre présenteront de petites marques ou ébréchures. Ces imperfections, relativement insignifiantes, doivent être considérées comme normales et ne sont pas dues à un défaut de fabrication. Les mosaïques en pierre naturelle sont aussi sensibles aux éraflures et aux rayures.

Installation
Il est important que l'installateur comprenne les exigences liées à la préparation de la surface, le motif ou l'effet mélangé que vous cherchez à créer et comment protéger les carreaux déjà installés jusqu'à ce que les travaux soient terminés. Des joints de dilatation seront peut-être nécessaires pour les sols et les murs internes et externes.

Informations Essentielles

Nous vous recommandons de lire avec attention les informations suivantes. Celles-ci vous aideront à choisir les mosaïques les plus adaptées à vos exigences et vous permettront de vous familiariser avec certaines procédures d'installation et de maintenance. Pour consulter des instructions plus détaillées avant de procéder à l'installation, veuillez vous reporter au Guide d'Installation sur originalstyle.com/guides. Original Style n'acceptera aucune responsabilité pour toute anomalie qui apparaîtra une fois que le produit aura été posé ou installé, ni pour tout problème préalablement soulevé dans ces Informations Essentielles ou dans nos Guides d'Installation.

Choisir Les Mosaïques Adaptées
Veuillez consulter le Guide d'Utilisation pour vérifier que les mosaïques désirées sont adaptées à vos besoins avant de passer commande et de les installer (intérieur / extérieur / douches / douches italiennes / sols / variation de couleur et remarques spéciales). En cas de doute, n'hésitez pas à consulter votre détaillant Original Style pour de plus amples informations.

Échantillons
Nos clients peuvent demander à recevoir des échantillons et des cartes échantillons. Les échantillons sous forme de plaques de mosaïque sont généralement facturés à un tarif réduit. Nous vous invitons à consulter votre revendeur local pour plus d'informations.

Dimensions
Toutes les dimensions et épaisseurs indiquées dans cette brochure sont nominales. Comme certaines mosaïques sont finies à la main, les dimensions réelles de chaque plaque de mosaïque peuvent varier et ne sont donc données qu'à titre indicatif. Toutes les dimensions sont sujettes à une tolérance de ± 2,5 mm. Lorsque vous calculerez le nombre de plaques de mosaïque dont vous avez besoin, n'oubliez pas de prendre en compte les découpes et déchets éventuels, qui représentent en moyenne 5% du total.

Variations de Couleur et Teintes
Un grand nombre de mosaïques comprises dans cette brochure pourront présenter des variations de couleur caractéristiques mais subtiles. Vous ne pouvez donc pas vous fier à un seul échantillon pour connaître la couleur générale de la surface une fois la pose terminée. Certaines plaques de mosaïques et certains carreaux individuels pourront présenter des variations, à la fois distinctes et subtiles, de teinte, couleur et nuance ; il s'agit d'une qualité inhérente du produit concerné. Nous vous conseillons d'ouvrir et d'inspecter chaque boîte de mosaïques pour vérifier l'homogénéité de la teinte. Sélectionnez au hasard six plaques de mosaïques dans différentes boîtes pour vérifier s'il existe des variations de teinte. Nous vous recommandons de prendre le temps d'agencer les différentes teintes de la manière la plus plaisante avant de procéder à l'installation. De surcroît, les différences peuvent être davantage marquées d'un lot à l'autre. Nous vous recommandons donc vivement d'acheter tous les carreaux en une seule fois.

Rayures
Les mosaïques en verre et en métal sont sensibles aux rayures. Nous vous recommandons de prendre le plus grand soin lors de l'installation et de ne pas poser les mosaïques contenant du verre ou du métal dans des endroits où ells seront susceptibles d'être rayées. Il est important d'utiliser un ciment à base de sable fin ou sans sable pour éviter de rayer la surface des carreaux en verre. Faites toujours un essai sur une petite zone avant l'installation.

Mosaïques et Bordures Contenant du Métal
Veuillez vous référer au Guide d'Installation pour de plus amples informations avant de procéder à l'installation des mosaïques en métal. Il est indispensable que tous les travaux électriques autour des mosaïques en métal et bordures contenant du métal soient effectués par un électricien qualifié. Soyez extrêmement vigilants si vous installez des mosaïques en métal dans des douches électriques. Consultez toujours un électricien qualifié avant l'installation.

Installation
Nous recommandons vivement à votre installateur de carreaux de consulter ces Informations Essentielles de même que le Guide d'Installation (www.originalstyle.com/guides) avant de commencer tous travaux. Ces documents expliquent l'ensemble des étapes nécessaires pour planifier, installer et imperméabiliser vos mosaïques et comment les maintenir dans une condition impeccable au fil des années. En cas de doute, n'hésitez pas a prendre contact avec notre département technique avant de procéder à l'installation, car installer les carreaux incorrectement pourra s'avérer coûteux.

Découpe Des Mosaïques
Il est inévitable que certaines mosaïques devront être découpées. Veuillez vous référer au Guide d'Installation avant de procéder à la découpe des mosaïques. Les mosaïques en métal peuvent être coupées avec un coupe carrelage electrique à eau. Les mosaïques en bois et noix de coco peuvent être coupées à la scie sauteuse. Veillez à toujours prendre les plus grandes précautions en matière de sécurité lors de la découpe des mosaïques. Nous vous conseillons de porter un équipement de protection individuelle (EPI) complet pour protéger vos mains et vos yeux. Voir les informations concernant les produits spécifiques à la page 162.

Colles, Joints, Mastic D'étanchéité
Il est important de veiller à utiliser la colle, le ciment-joint et le mastic d'étanchéité les mieux adaptés. Assurez-vous de toujours lire et suivre les instructions du fabricant. Nous vous recommandons d'utiliser un ciment blanc et rapide, une colle flexible à base de latex et des joints sans sable ou à base de sable fin, sauf en cas d'indication contraire, voir le guide d'utilisation/voir ci-dessous. Original Style ne peut donner aucune garantie contre l'apparition de petites rayures sur la surface des mosaïques même en cas d'utilisation d'un joint sans sable. Tout en suivant les instructions, veuillez toujours tester le joint et le produit pour enlever le joint sur une feuille non-fixée avant l'installation pour éviter les rayures et le retrait du joint.

Entretien et Nettoyage
Veuillez noter que l'utilisation de certains produits nettoyants à base d'acide peut provoquer des réactions sur certaines des mosaïques présentées dans cette brochure et en modifier les caractéristiques. Nous vous conseillons d'utiliser des produits nettoyants au pH neutre sur tous nos carreaux, sauf en cas d'indication contraire ci-dessous.

Verre: Nettoyez la surface des mosaïques en verre avec de l'eau propre ou un nettoyant ordinaire ou à base d'alcool pour verre ou vitres. Utilisez toujours un chiffon doux pour éviter toute rayure.

Métal: Utilisez de l'eau chaude et savonneuse puis essuyer avec un chiffon sec et polissez jusqu'à séchage complet. Vous pouvez aussi utiliser un nettoyant pour acier inoxydable. Veillez à ne pas utiliser de produits corrosifs ou abrasifs, d'éponges à récurer ou de produit à base d'eau de Javel. Veillez aussi à ce qu'aucun autre objet métallique, comme les tampons en paille de fer, ne soient en contact avec les mosaïques en acier inoxydable car des fragments de métal pourraient alors s'y immiscer et commencer à se corroder, et des tâches de rouille pourraient alors apparaître.

Cuivre: Evitez tout contact avec des produits contenant de l'acide citrique ou fluorhydrique (par exemple, nettoyants pour piscine) car ils risqueraient tacher le cuivre.

Or: Nous vous déconseillons d'utiliser des détergents à base d'acide sur tout produit contenant de l'or. Suivez les instructions ci-dessus concernant le Verre.

Iridescence: évitez tout contact avec des produits contenant de l'acide fluorhydrique (par exemple, nettoyants pour piscine) car ils risqueraient de dégrader l'effet lustré.

Éclairage
Une utilisation astucieuse de la lumière peut optimiser la beauté de vos mosaïques, surtout si elles contiennent des éléments iridescents. Nous espérons que les photographies utilisées dans notre brochure vous inspirerons.

Photographie
A cause de la diversité des éclairages utilisés en studio et des encres utilisées pour l'impression, la couleur des carreaux présentés dans ce catalogue pourra différer légèrement de la véritable couleur des carreaux. Avant de faire votre choix, il est toujours préférable de demander à votre revendeur Original Style de vous montrer des échantillons.

Responsabilité
Original Style dégage toute responsabilité en cas d'installation incorrecte de ses produits. En cas de réclamation relative aux carreaux eux-mêmes, la responsabilité d'Original Style sera confinée, dans la limite autorisée par la loi, au remplacement du produit ou au remboursement du prix du produit, et ne couvrira pas les dommages indirects. Les carreaux doivent être inspectés avant installation. Aucune réclamation ne sera prise en compte une fois les carreaux installés. Toute réclamation doit être effectuée dans les sept jours suivant la réception des carreaux. La taille des carreaux pourra légèrement varier par rapport aux dimensions nominales indiquées, mais cette variation respecte les normes internationales approuvées.

Notez que l'installation du carrelage constitue l'acceptation de la qualité, de la couleur, de la texture, de la taille et de la teinte des carreaux. Veuillez noter que l'utilisation de certains produits nettoyants à base d'acide peut provoquer des réactions sur certains carreaux et en modifier les caractéristiques.Original Style garantit que ses carreaux sont conformes au descriptif fourni et qu'ils sont adaptés à l'usage pour lequel ils sont prévus. Original Style ne formule aucune garantie expresse ou implicite supplémentaire vis-à-vis de l'adéquation ou de la compatibilité de ses produits dans des installations spécifiques. Nous ne formulons aucune garantie, expresse ou implicite, vis-à-vis de la résistance à l'usure ou des procédures d'entretien.

Il est impératif de suivre les instructions des fabricants de colles et de ciments-joints afin d'en vérifier la compatibilité avec nos produits. En cas de doute, consultez le revendeur qui vous aura fourni la colle ou le ciment-joint. Original Style n'assumera aucune responsabilité en ce qui concerne la compatibilité ou l'usage de colles et de ciments-joints tiers.

Besondere Hinweise

◇	**Mosaikfliesen auf Papier- und Folienträgern:** Diese Mosaikfliesen sind auf der Vorderseite mit Papier oder Folie verklebt, anstatt mit einem Netz auf der Rückseite. Einige Mosaiksteine sind transparent oder lichtdurchlässig. Ein werkseitiger Netzträger würde daher auch nach der Installation durch die Steine sichtbar sein und somit das Erscheinungsbild mindern. Die vorderseitige Verklebung erschwert es, die Optik Ihres Mosaiks zu beurteilen. Ziehen Sie daher VOR der Installation ein kleines Stück der Beschichtung ab, um zu sehen, ob das Mosaik Ihren Vorstellungen entspricht. **Mosaikfliesen auf Folienträgern** werden generell wie andere Mosaikfliesen verlegt, die Folie muss dabei aber stets nach außen zeigen. Der Kleber sollte mindestens 24 Stunden ruhen, bis er vollkommen fest und trocken ist. Erst dann darf die Folie abgezogen werden. Soll die Ausrichtung der Mosaikfliesen vor dem Aushärten des Klebers noch korrigiert werden, kann die Folie vorsichtig mit einem scharfen Messer eingeschnitten werden. Wenn sich beim Abziehen der Plastikfolie einzelne Mosaiksteine lösen, ist der Kleber noch nicht ausreichend getrocknet. Machen Sie mit einem scharfen Messer kleine Einschnitte in die Folie, um den Trocknungsprozess zu beschleunigen. Wenn der Kleber vollständig getrocknet ist, ziehen Sie die Folie diagonal von Ecke zu Ecke ab. **Mosaikfliesen auf Papierträgern** werden generell wie andere Mosaikfliesen verlegt, die Folie muss dabei aber stets nach außen zeigen. Feuchten Sie das Papier an und ziehen Sie es ab, bevor der Kleber getrocknet ist, damit die Fliesen ggf. noch ausgerichtet werden können. Einige Mosaikmatten haben eine Schutzfolie, die entweder die gesamte Oberfläche oder einzelne Steine abdeckt. Die Folie sollte während der Installation nicht entfernt und erst anschließend vorsichtig abgezogen werden. Bitte berechnen Sie ausreichend Zeit für das Abziehen der Folie ein.
◆	Epoxid-Grundierung, -kleber und -mörtel empfohlen
///	Epoxidgrundierung sowie feinsandiger oder sandfreier Fugenmörtel empfohlen.
●	**Nur Duschwände**, keine Nassbereiche.
❖	**Nicht in direktem Sonnenlicht installieren.** Können bei direkter Sonneinstrahlung verblassen.
✱	**Fliesen mit Metallanteil:** Äußerste Vorsicht ist geboten, wenn Metallmosaikfliesen in einer elektrischen Dusche verwendet werden. Ziehen Sie vor der Installation unbedingt einen Elektrofachmann zurate. **Metall:** Bitte beachten Sie, dass Mosaike der Serie **Fusion Micro EW-FUSMIMOS, Fusion Macro EW-FUSMAMOS, Telstart EW-TLSMOS** und **Torque EW-TORMOS** sehr scharfe Kanten haben. Wir empfehlen bei der Installation Handschuhe zu tragen und diese Fliesen nicht in Bereichen zu installieren, in denen Personen sie beim Vorbeigehen streifen oder Kinder mit ihnen in Berührung kommen könnten. Achten Sie darauf, dass die Maserung von Edelstahl auf allen Mosaikmatten immer in der gleichen Richtung verläuft, da sonst das Erscheinungsbild beeinträchtigt werden kann. **Entfernen Sie eventuell vorhandene Schutzfolien erst nach der Installation durch vorsichtiges Abziehen.**
✪	**Fliesen mit Kupferanteil** sind nicht geeignet für den Einsatz in Küchen, Badezimmern, Duschkabinen und Nassbereichen. Kupfer kann mit der Zeit Grünspan ansetzen. Dies kann die Optik der Fliese beeinträchtigen.
✜	Vor Verwendung versiegeln.
✿	Verwenden Sie, falls nicht anders angegeben, weißen, schnell trocknenden Zement, flexiblen Kleber auf Latexbasis und sandfreien Mörtel oder Mörtel mit feinem Sand
✤	**Ausgebrochene Ränder:** Einige Mosaike können ausgebrochene Ränder haben. Dies ist die Natur dieser Fliesen und tragen zu einem gewollt rustikalen Effekt bei.
🛍	**Schwere Produkte:** Es muss sichergestellt werden, dass der Untergrund geeignet ist (z.B. Zementträgerplatte), um das hohe Gewicht des Produktes zu tragen.
▲	**Nicht verfugen**
✻	**Nur Badezimmerböden**
✦	**Schneideanweisungen** **Beryl GW-BERRRMOS, Ice GW-ICERRMOS, Jager GW-JAGDLMOS, Paragon GW-PARDLMOS, Solitaire GW-SLTDLMOS, Zircon GW-ZIRRRMOS**: Mosaikzange mit Wolframcarbid-Schneiderädern oder elektrische Mosaiksäge. **Zenith Copper EW-ZENCPMOS, Zenith Silver EW-ZENSLMOS, Golden Nugget EW-GNUMOS, Silver Nugget EW-SNUMOS, Aurelio EW-AURMOS, Orabella EW-ORAMOS Black Link EW-BKLMOS, EW-SVLMOS Silver Link, Herald EW-HERMOS, Inca EW-INCMOS, Lega EW-LEGMOS, Axum EW-AXUMOS, Minoan EW-MINMOS, Tuwana EW-TUWMOS, Aztec EW-AZTMOS:** Elektrische Nasssäge mit Diamanttrennscheibe. **Astral Silver EW-ASTSLMOS, Astral Copper EW-ASTCPMOS:** Elektrische Nasssäge mit Diamanttrennscheibe, Schnittkanten durch Schleifen nacharbeiten.

Original Style übernimmt für die Richtigkeit dieser Angaben keine Haftung

Glas
Die Dicke des Glases wirkt sich auf die Fliesenfarbe aus. Einsatz am Boden: Glasfliesen sind in nassen Bereichen nicht ausreichend rutschsicher. Einsatz in der Nähe von Wärmequellen: Wir empfehlen mindestens 3 cm Abstand zu allen direkt wirkenden Wärmequellen. Ladentheken: Die Verwendung ist wegen der Kratzanfälligkeit nicht empfohlen. Seien Sie vorsichtig beim Umgang mit Glasmosaiken, besonders mit geschnittenen/ gebrochenen Fliesen. Die Oberflächen sollten nicht miteinander oder mit scharfen/scheuernden Gegenständen in Berührung kommen. Einige Glasmosaikfliesen sind besonders zerbrechlich und sollten vorsichtig behandelt werden.

Irisierende Mosaike
Das Aussehen und die Farben von irisierenden Mosaiken ändern sich in verschiedenen Lichtverhältnissen und variieren je nach Betrachtungswinkel. Wir empfehlen Ihren Händler um Muster zu bitten und diese am Installationsort zu betrachten. Nur so können Sie sicher sein, das erwünschte Ergebnis zu erlangen.

Bambus
Nur für trockene Bereiche geeignet. Können natürliche Schönheitsfehler wie Verwachsungen aufweisen.

Dekorative Mosaike
Axum EW-AXUMOS, Minoan EW-MINMOS, Tuwana, EW-TUWMOS: Fugenmasse mit klarem warmen Wasser und feuchtem Schwamm abwaschen **EW-AZTMOS Aztec:** NUR WEISSEN weichen Mörtel (sandfrei) verwenden, da die Fugenmasse sich in den feinen Designlinien festsetzt.

Kieselsteine
Um sichtbare Fugenlinien zu vermeiden, müssen einige Kiesel möglicherweise leicht eingepasst werden, so dass sie in angrenzende Kieselmatten greifen.

Steinmosaike
Die meisten Steinmosaike sind leicht porös und daher nicht für den Außenbereich empfohlen. Bei Installation im Freien absorbieren die Mosaike Wasser und werden dadurch anfällig für Frostschäden.

Stein ist ein natürliches Material, bei dem es zu Farbabweichungen, Grübchenbildung, kleine Schönheitsfehler, Absplitterungen, Größenschwankungen und gelegentlicher Fleckenbildung kommen kann. Derartige geringfügige Unvollkommenheiten sind normal und kein Resultat unzureichender Qualität oder Herstellung. Naturstein kann unter Umständen verkratzen oder Schuppen bilden und bei UV-Einstrahlung verblassen. Hiergegen kann keine Garantie gegeben werden.

Installation
Es ist wichtig, dass Ihr Fliesenleger den von Ihnen gewünschten Muster- bzw. Mischeffekt und die Maßnahmen zur Oberflächenvorbereitung kennt sowie die frisch verlegten Fliesen vor Beschädigung durch laufende Arbeiten schützt. An Boden und Wänden im Innen- und Außenbereich sind möglicherweise Dehnungsfugen erforderlich.

Wichtige Informationen

Lesen Sie die folgenden Informationen bitte aufmerksam durch. Sie sollen Ihnen bei der Auswahl des richtigen Mosaiks für Ihre Zwecke helfen und enthalten außerdem Hinweise zu Installation und Pflege. Beachten Sie vor der Montage bitte auch unbedingt die Installationsanleitung unter originalstyle.com/guides. Original Style kann nach dem Verlegen oder Anbringen des Produkts keine Haftung für Probleme übernehmen, die hier oder in der Installationsanleitung behandelt wurden.

ENTSCHEIDEN SIE SICH FÜR DIE RICHTIGEN MOSAIKFLIESEN
Bitte lesen Sie vor der Bestellung und Installation im Benutzerleitfaden nach, ob die gewünschten Mosaikfliesen für Ihre Zwecke geeignet sind (innen/außen/Duschkabinen/Nassbereiche/Böden/Farbabweichungen und besondere Hinweise). Im Zweifelsfall wenden Sie sich bitte an Ihren Original Style Fachhändler, der Sie gerne berät.

MUSTER-SERVICE
Muster und Musterkarten können dem Kunden auf Wunsch zugeschickt werden. Mosaikmattenmuster in voller Größe werden in der Regel zu einem reduzierten Preis berechnet. Für weitere Einzelheiten wenden Sie sich bitte an Ihren Fachhändler vor Ort.

ABMESSUNGEN
In dieser Broschüre werden Sollmaße und Dicken angegeben. Aufgrund der umfangreichen Handarbeiten bei bestimmten Mosaiken können die tatsächlichen Maße einzelner Mosaikmatten von diesen Sollwerten abweichen und sind daher nur als Anhaltspunkt zu betrachten. Alle Maße unterliegen einer Toleranz von ± 2,5 mm. Planen Sie bei der Berechnung der erforderlichen Anzahl Mosaikmatten bitte 5 % zusätzlich für Verschnitt und Reststücke ein.

FARBABWEICHUNGEN UND FARBNUANCEN
Bei vielen Mosaiken in dieser Broschüre können leichte, aber dennoch unverkennbare Unterschiede in der Farbnuance auftreten. Eine Musterfliese kann daher niemals als absoluter Garant für eine bestimmte Farbe gesehen werden. Einige Mosaikmatten und einzelne Fliesen können in ihrer Schattierung, Farbe und im Farbton feine Abweichungen aufweisen, die als Eigenschaft des jeweiligen Produkts anzusehen sind. Wir empfehlen Ihnen, jeden Karton zu öffnen und die Fliesen auf eine konstante Farbgebung zu überprüfen. Wählen Sie aus verschiedenen Kartons sechs beliebige Matten aus und vergleichen Sie den jeweiligen Farbton. Nehmen Sie sich Zeit bei der Anordnung der Fliesen und optimieren Sie den Effekt durch eine bestmögliche Anordnung der verschiedenen Schattierungen. Unterschiede zwischen einzelnen Chargen können sogar noch deutlicher ausfallen. Aus diesem Grund empfehlen wir dringend, alle Fliesen auf einmal kaufen.

KRATZER
Glas- und Metall-Mosaikfliesen können verkratzen. Wir empfehlen bei der Installation vorsichtig vorzugehen und Mosaikfliesen mit Glas- und Metallanteilen von Arbeiten und Bereichen fernzuhalten, in denen Sie leicht verkratzen können. Es ist wichtig, dass eine besonders feine bzw. kornfreie Fugenmasse verwendet wird, um ein Zerkratzen der Oberfläche zu vermeiden. Führen Sie vor der Installation immer einen Test an einer kleinen Stelle durch.

MOSAIKFLIESEN UND BORDÜREN AUS UND MIT METALL
Bitte beachten Sie vor der Installation von Mosaikfliesen und Bordüren aus und mit Metall die Installationsanleitung. Für alle elektrischen Arbeiten in der Nähe von Metallmosaiken bzw. metallhaltigen Bordüren muss ein qualifizierter Elektriker hinzugezogen werden. Besondere Sorgfalt ist erforderlich, wenn Metallmosaikfliesen in einer elektrischen Dusche verwendet werden. Ziehen Sie vor der Installation unbedingt immer einen Elektrofachmann zu Rate.

INSTALLATION
Bitte lesen Sie bzw. Ihr Fliesenleger vor Beginn jeglicher Arbeiten diese wichtigen Informationen sorgfältig durch und beachten Sie die Installationsanleitung (www.originalstyle.com/fixing.html). In diesen Dokumenten werden alle erforderlichen Schritte zur Planung, Verlegung und Versiegelung Ihrer Mosaikfliesen erläutert. Zusätzlich erfahren Sie, wie Sie die Fliesen durch richtige Pflege auch in Zukunft in erstklassigem Zustand halten. Bei Unklarheiten wenden Sie sich bitte VOR der Installation an unsere technische Abteilung.

MOSAIKFLIESEN SCHNEIDEN
Beachten Sie vor dem Schneiden von Mosaikfliesen unbedingt die Installationsanleitung. Metallmosaikfliesen können mit einer elektrischen Wasser-Schneidmaschine mit normalen Diamantsägeblatt geschnitten werden. Für Holz- und Kokosnussmosaikfliesen genügt eine Stichsäge. Beim Schneiden von Mosaiken sind entsprechende Vorsichtsmaßnahmen zu treffen. Eine vollständige persönliche Schutzausrüstung (PSA) für Hände und Augen wird empfohlen.

KLEBER, FUGEN- UND DICHTUNGSMASSE
Es ist besonders wichtig auf die Verwendung der richtigen Kleber, Fugen- und Dichtungsmasse zu achten. Beachten Sie dabei stets die Herstellerinformationen. Wir empfehlen, sofern nicht anders angegeben, weißen, schnell trocknenden Zement, flexiblen Kleber auf Latexbasis, sandfreie Fugenmasse oder Fugenmasse mit feinem Sand zu verwenden. Original Style kann nicht garantieren, dass die Mosaikoberfläche selbst bei der Verwendung sandfreier Fugenmasse nicht verkratzt. Testen Sie daher die Fugenmasse und Mörtelentferner stets VOR der Installation gemäß der Herstelleranweisungen.

INSTANDHALTUNG UND PFLEGE
Bitte beachten Sie, dass säurebasierte Reinigungsprodukte die Eigenschaften und das Aussehen einiger Mosaikfliesen verändern können. Wir empfehlen, sofern nicht anders angegeben, die Verwendung pH-neutraler Reinigungsprodukte. **Glas:** Glasmosaikoberflächen mit sauberem Wasser oder einem normalen Glasreiniger auf Spiritus- oder Alkoholbasis abwaschen. Dazu unbedingt ein weiches Tuch verwenden, um Kratzer zu vermeiden. **Metall:** Verwenden sie warmes Seifenwasser. Anschließend mit einem feuchten Tuch abwischen und trockenreiben. Alternativ können Sie einen Edelstahlreiniger verwenden. Benutzen Sie keine aggressiven oder scheuernden Reinigungsprodukte wie Scheuer- oder Bleichmittel. Lassen Sie keine anderen Metalle wie z. B. Stahlwolle mit Stahlmosaikflächen in Berührung kommen, da kleine Metallteile in die Oberfläche eindringen und dort korrodieren können, so dass Roststellen entstehen. **Kupfer:** Vermeiden Sie jeglichen Kontakt mit Produkten, die Zitronen- oder Flusssäure enthalten (wie Swimmingpool-Reiniger), da hierdurch Flecken entstehen können. **Gold:** Wir empfehlen bei Produkten, die Gold enthalten, auf Reinigungsmittel auf Säurebasis zu verzichten. Folgen Sie den Anweisungen für Glas. **Irisierende Produkte:** Vermeiden Sie jeglichen Kontakt mit Produkten, die Flusssäure enthalten (wie Swimmingpool-Reiniger), da bei der Reinigung mit ihnen Glanzeffekte verloren gehen können.

BELEUCHTUNG
Eine gut angebrachte Beleuchtung kann die Schönheit Ihrer Mosaikfliesen noch hervorheben. Dies gilt insbesondere für Fliesen mit schillernden Elementen. Wir hoffen, die Fotokulissen in unserem Katalog sind eine gute Inspiration für Sie.

FOTOGRAFIEN
Aufgrund von Abweichungen bei der Studiobeleuchtung und Druckfarben können die Fliesenfarben, die in diesem Katalog dargestellt sind, leicht von den Farben der tatsächlichen Fliesen abweichen. Es ist stets ratsam, Ihren Original Style-Händler zu bitten, Ihnen Muster zu zeigen, bevor Sie Ihre Auswahl treffen.

HAFTUNGSBESCHRÄNKUNG
Original Style übernimmt für die fehlerhafte Installation seiner Fliesen keine Haftung. Bei Reklamation des eigentlichen Produkts beschränkt sich die gesetzlich eingeräumte Haftung lediglich auf den Umtausch oder Kostenrückerstattung, nicht aber auf mittelbare Schäden. Fliesen sind vor der Installation zu kontrollieren. Eine Reklamation nach der Installation ist nicht möglich. Reklamationen sind innerhalb von sieben Arbeitstagen nach Erhalt der Fliesen einzureichen. Die Maße der Fliesen können im Rahmen der international anerkannten Standards leicht von den angegebenen Nominalgrößen abweichen.

Bitte beachten Sie, dass Sie durch die Installation Qualität, Farbgebung, Größe, Textur und Farbton der Fliesen akzeptieren. Die Verwendung von säurebasierten Reinigungsprodukten kann bei einigen Fliesen Reaktionen und veränderte Eigenschaften hervorrufen.

Original Style gewährleistet die beschreibungs- und zweckgemäße Fabrikationsausführung der Fliesen. Original Style gibt keine weiteren ausdrücklichen oder impliziten Garantien hinsichtlich Eignung der Artikel für besondere Installationsarten. Wir geben weder ausdrücklich noch implizit eine Garantieverlängerung auf Abnutzungsverhalten oder Instandhaltungsverfahren. Befolgen Sie unbedingt die Anweisungen der Hersteller von Fugenmasse und Kleber hinsichtlich der Eignung für unsere Produkte. Im Zweifelsfall wenden Sie sich bitte an Ihren Fachhändler, Original Style übernimmt keine Verantwortung bezüglich der Gebrauchstauglichkeit von Klebern und Fugenmasse von Drittanbietern.

Speciale aantekeningen

◇	**Mozaïeken** met een papieren laag of plastic folielaag zijn aan de voorkant voorzien met een laag papier of folie en hebben geen netje op de achterzijde. De reden hiervoor is dat sommige tegeltjes doorzichtig of doorschijnend zijn. Hierdoor zou een netje op de achterkant na het tegelen zichtbaar zijn en het effect bederven. We raden aan om witte, sneldrogende, flexibele lijm op cementbasis te gebruiken voor deze mozaïeken. Omdat de papieren of plastic folielaag aan de voorkant van het mozaïek zit, is het lastig om te zien hoe de mozaïeken met een plastic of papieren laag eruit zien omdat dit laagje op de voorkant van het mozaïek zit. Pel daarom een klein hoekje van het papier of plastic van het mozaïek af VOOR het plaatsen van de mozaïeken om er zeker van te zijn dat het de juiste textuur en kleur krijgt. Mozaïeken met plastic bekleding: Na installatie van deze Mozaïeken met een plastic folielaag moet de lijm ten minste 24 uur drogen en uitharden, voordat de folie kan worden verwijderd. Als het nodig is om het mozaïek licht te corrigeren voordat de lijm uithardt, dan kan er voorzichtig met een scherp mes in de folie worden gesneden. Als de kleine stukjes van het mozaïek loskomen wanneer u het plastic laagje probeert te verwijderen, dan betekend dit dat de lijm nog niet droog is. Gebruik een scherp mes en maak kleine sneetjes in het plastic om meer lucht bij de lijm te laten komen. Op die manier zal de lijm sneller drogen. Wanneer de lijm volledig droog is, verwijder dan het plastiek door het van de ene hoek naar de tegenoverstaande hoek van het mozaïek af te pellen. Mozaïeken met papieren bekleding: Bevochtig het papier en verwijder het voordat de lijm uithardt om het mozaïek indien nodig nog te kunnen corrigeren. Sommige mozaïeken hebben een beschermende laag die het volledig oppervlak of bepaalde individuele tegels bedekt. Deze laag mag niet worden losgemaakt tijdens zetten. Ze en kan erna voorzichtig worden verwijderd. Het is belangrijk om rekening te houden met de tijdsduur om de laag van de afzonderlijke tegels te verwijderen.
◆	Epoxy-primer, lijm en voegmiddel aanbevolen
///	Epoxy-primer en lijm met een fijnkorrelig of zandloos voegmiddel aanbevolen
●	Alleen douches, geen sauna's
❖	Niet in direct zonlicht plaatsen. Deze mozaïeken zullen vervagen in direct zonlicht.
✱	**Bevat metaal:** Bij het gebruik van metalen mozaïektegels in een elektrische douche moet men heel voorzichtig zijn. Raadpleeg altijd een elektricien voor de installatie. Wees uitermate voorzichtig bij het installeren van het aluminium mozaïek **Fusion Micro EW-FUSMIMOS, Fusion Macro EW-FUSMAMOS, Telstar EW-TLSMOS,** and **Torque EW-TORMO**S, aangezien deze zeer scherpe randen hebben. Het is aangeraden om dikke en beschermende handschoenen te dragen bij het hanteren van dit mozaïek. Torque dient alleen te worden aangebracht in situaties waarbij deze tegels niet kunnen worden aangeraakt, en waarbij men er niet tegen aan kan lopen.. Zorg ervoor dat de vezelrichting bij roestvrij staal in dezelfde richting gaat als alle matjes anders zal het de look van het mozaïek bederft worden. **Sommige metalen mozaïeken hebben een beschermende laag die het volledige oppervlak of bepaalde individuele tegels bedekken.** Deze laag mag niet worden losgemaakt tijdens het plaatsen en kan erna voorzichtig worden verwijderd. Het is belangrijk dat men rekening houdt met de tijdsduur zodat men de laag van de afzonderlijke tegels kan verwijderen.
✪	Koper is niet geschikt voor keukens, sauna's, badkamers, douches of spatschermen en blootstelling aan excessieve vochtigheid. Koper kan met het verloop van tijd, als het wordt blootgesteld aan lucht en vochtigheid, een laagje roest vormen. Het is zeer belangrijk dat deze eigenschap in rekening wordt genomen bij het kiezen van koperen mozaïek.
✜	Afdichten voor gebruik
✿	Gebruik wit, sneldrogend cement, een flexibele lijm op latexbasis en een zandloos of fijnkorrelig voegmiddel, tenzij er anders staat vermeld.
✤	**Kan afgebroken randen bevatten:** Sommige mozaieken bevatten afgebroken randen. Dit is een inherent onderdeel van deze tegels en een toevoegsel tot het rustieke effect.
⧫	**Zwaar product:** Er moet voorzien worden dat de ondergrond geschikt is (bijv. steunboardplaten) door het hoog gewicht van dit product.
▲	**Geen cement in de voegingen**
✻	**Alleen voor badkamers**
✦	**Snij instructies** **Beryl GW-BERRRMOS, Ice GW-ICERRMOS, Jager GW-JAGDLMOS, Paragon GW-PARDLMOS, Solitaire GW-SLTDLMOS, Zircon GW-ZIRRRMOS:** gesneden aan de hand van mozaïek tegeltangen met hardmetalen snijwieltjes of elektrische tegelzaag voor mozaïeken.**Zenith Copper EW-ZENCPMOS, Zenith Silver EW-ZENSLMOS, Golden Nugget EW-GNUMOS, Silver Nugget EW-SNUMOS, Aurelio EW-AURMOS, Orabella EW-ORAMOS Black Link EW-BKLMOS, EW-SVLMOS Silver Link, Herald EW-HERMOS, Inca EW-INCMOS, Lega EW-LEGMOS, Axum EW-AXUMOS, Minoan EW-MINMOS, Tuwana EW-TUWMOS, Aztec EW-AZTMOS:** Elektrische snijmachine gevoed met water en een normale diamantzaag. **Astral Silver EW-ASTSLMOS, Astral Copper EW-ASTCPMOS**: Elektrische snijmachine gevoed met water en een normale diamantzaag. De snijkanten moeten gladgestreken worden.

Deze aanbevelingen van Original Style zijn niet per se volledig

Glas
De dikte van de glazen tegel heeft invloed op de kleur van de tegel.Slipbestendigheid met glazen tegels is wellicht niet toereikend in vochtige omstandigheden wanneer deze voor de vloer worden gebruikt. Glasmozaïek in de buurt van hittebronnen: we raden aan om minstens 3 cm vrij te houden tussen glasmozaïek en directe hittebronnen.

Iriserende mozaieken
Het uiterlijk en de kleuren van iriserende mozaïeken veranderen onder verschillende lichtomstandigheden en variëren ook wanneer ze worden gezien vanuit verschillende hoeken.Wij raden u aan om stalen te vragen aan uw kleinhandelaar en deze uit te proberen waar u ze graag wilt installeren zodat u de look krijgt die u wilt en de meest aangename resultaten.

Bamboe mozaieken zijn alleen geschikt voor droge ruimtes, niet geschikt voor vochtige ruimtes zoals sauna's, badkamers, douches of spatschermen, of plekken waar deze worden blootgesteld aan excessieve vochtigheid. Mozaïek gemaakt van hout, of die hout bevatten, zijn onderhevig aan natuurlijke oneffenheden, zoals knoesten en gaten.

Versierde mozaïeken
Axum EW-AXUMOS, Minoan EW-MINMOS, Tuwana, EW-TUWMOS: Gelieve de voeging aan de hand van een natte spons en zuiver warm water te verwijderen terwijl de betegeling vordert. **EW-AZTMOS Aztec:** Gelieve ENKEL witte en ongeschuurde voeging te willen gebruiken omdat deze tussen het fijn ontwerp zal blijven steken bij het schoonmaken.

Kiezels
Om zichtbare voegen te voorkomen, moeten sommige kiezels misschien licht worden gecorrigeerd voor een mooiere overgang tussen de kiezelmozaïekmatjes.

Stenen Mozaiek
Niet geschikt voor buitengebruik aangezien het merendeel van onze stenen mozaïeken in meer of mindere mate poreus zijn. Als ze buiten worden gelegd, kunnen ze water absorberen, waarna de mozaieken door vorst beschadigd kunnen raken. Steen is een natuurlijk product en onderhevig aan kleurvariaties, putvorming, vlekken, afgebroken randen, variërende groottes en soms verkleuringen. Dergelijke betrekkelijk onbeduidende onvolmaaktheden zijn normaal en niet het gevolg van een gebrek aan vakmanschap.

Natuursteen kan in UV-licht verbleken. We kunnen niet garanderen dat dit niet gebeurt. Natuurlijke stenen mozaïek kan ook onderhevig zijn aan schuren en krassen.

Installatie
Het is belangrijk dat uw tegelzetter begrijpt welk patroon of effect u wenst, welke voorbereidingen de ondergrond nodig heeft en welke bescherming de tegels nodig hebben tijdens het voortzetten van het werk tijdens en na het installeren van de tegels.

Belangrijke Informatie

Lees de onderstaande informatie zorgvuldig door. De informatie helpt u bij het kiezen van de juiste mozaïektegels en begeleidt u bij enkele procedures voor het aanbrengen en onderhouden van de tegels. Raadpleeg de installatiegids voor gedetailleerdere instructies en voorafgaand de installatie op originalstyle.com/guides. Van zodra het product is gezet of geïnstalleerd, is Original Style niet aansprakelijk voor defecten of voor problemen vermeld in deze belangrijke informatie of in de installatiegids.

KIES DE JUISTE STEENMOZAÏEK
Controleer de geschiktheid van het mozaïek in de gebruiksaanwijzing voorafgaand het bestellen en aanbrengen (interieur/exterieur/ badkamers/sauna's/vloeren/kleurvariatie en speciale aantekeningen). Vraag in geval van twijfel uw Original Style-detailhandelaar om raad.

MONSTERS
Monsters en staalkaarten kunnen op verzoek naar klanten worden opgestuurd. Gehele mozaïekmatjes kunnen gewoonlijk voor een lager tarief worden besteld. Vraag uw tegelspecialist naar de details.

AFMETINGEN
In deze brochure worden nominale afmetingen en diktes vermeld. Sommige mozaïeken worden met de hand afgewerkt waardoor de werkelijke afmetingen van de individuele mozaïekmatjes kunnen afwijken van de vermelde maten, die slechts als leidraad moeten worden gezien. Voor alle afmetingen geldt een tolerantiewaarde van ± 2.5mm. Houdt rekening met vijf percent voor het snijden en voor afval bij het berekenen van het aantal benodigde mozaïekmatjes.

KLEURVARIATIES EN NUANCERING
Zichtbare maar subtiele variaties in nuancering kunnen in veel mozaïeken worden aangetroffen, waaronder uit deze brochure. Eén monstertegel biedt dientengevolge geen precieze kleurindicatie. Sommige mozaïekmatjes en individuele tegels kunnen zichtbare maar subtiele variaties in nuancering, kleur en toon bevatten die een inherent eigenschap zijn van dat bepaald product. We raden aan dat u elke doos met mozaïek opent en inspecteert om de consistentie van de nuancering te bevestigen. Selecteer zes willekeurige matjes uit verschillende dozen om te controleren of er verschillen in de nuancering zijn. Voordat u met de betegeling start, raden we aan dat u tijd besteedt aan de verdeling van de nuancering die u het mooist vindt. De verschillen tussen verschillende partijen kunnen zelfs nog groter zijn. We raden u daarom aan om alle tegels tegelijkertijd te bestellen.

KRASSEN
Glazen en metalen mozaïeken kunnen bekrast raken. We raden een zorgvuldige installatie aan. Verder adviseren we dat mozaïek dat glas en metaal bevat, niet wordt gebruikt op plekken waar het risico op krassen hoog is. Het is belangrijk om een fijnkorrelig of een zandloos voegmiddel te gebruiken om krassen op het oppervlak van glazen en metalen mozaïek te vermijden. Test altijd een klein gebied voor dat u met de installatie begint.

MOZAÏEK EN RANDEN DIE GEMAAKT ZIJN VAN METAAL, OF DIE METAAL BEVATTEN
Raadpleeg eerst de installatiegids voor meer informatie voordat u mozaïek en randen installeert die gemaakt zijn van metaal, of die metaal bevatten. Het is van essentieel belang dat bij mozaïeken en randen die metaal bevatten alle elektriciteitswerkzaamheden worden uitgevoerd door een bekwaam elektricien. Bij het gebruik van metalen mozaïektegels in een elektrische douche is het aangeraden om heel voorzichtig te zijn. Raadpleeg altijd een bekwaam elektricien voor u begint.

INSTALLATIE
We raden ten zeerste aan dat uw tegelzetter deze belangrijke informatie doorleest en tevens de installatiegids (originalstyle.com/guides) doorneemt voordat hij/zij begint met de werkzaamheden. Hierin worden de verschillende stappen voor het plannen, zetten, het afdichten van uw mozaïek volledig uitgelegd en hoe ze jarenlang in optimale conditie kunnen worden gehouden. Neem in geval van twijfel contact op met onze technische afdeling voorafgaand het zetten, aangezien het repareren van onjuist aangebrachte tegels duur kan zijn.

SNIJDEN VAN MOZAEKTEGELS
Het snijden van mozaïek is onvermijdelijk. Raadpleeg eerst de installatiegids voordat u metalen mozaïek probeert te snijden. Metalen mozaïeken kunnen gesneden worden met een water gekoelde tegelsnijder met een normale diamanten mesblad. Houten en kokosnoten mozaïek kunnen met een decoupeerzaag worden gesneden. De juiste veiligheidsmaatregelen moeten altijd in acht worden genomen bij het snijden van mozaïek. Alle persoonlijke beschermingsmiddelen voor handen en ogen moeten worden gebruikt.

LIJMEN, VOEGMIDDELEN, AFDICHTINGSMIDDELEN
Schenk veel aandacht aan het kiezen van de juiste lijm, voegmiddelen en afdichtingsmiddelen. Lees de aanwijzingen van de producent zorgvuldig door en volg deze altijd op.

We bevelen aan dat u een witte, sneldrogende lijm op basis van cement en latex gebruikt en een zandloos of fijnkorrelig voegmiddel, tenzij hieronder anders vermeld staat of in de beknopte handleiding. Original Style kan kleine krassen op de oppervlakken van het mozaïek niet altijd vermijden, zelfs bij het gebruiken van zandloze voegmiddelen. Voorafgaand de installatie is het best om een onopvallend deel te testen waarbij alle aanwijzingen van de producent worden opgevolgd.

ONDERHOUD EN REINIGING
We wijzen u erop dat bepaalde zuurhoudende schoonmaakmiddelen kunnen reageren op sommige mozaïeken in deze brochure en dat ze het karakter hiervan kunnen wijzigen. We bevelen het gebruik van pH-neutrale schoonmaakproducten aan tenzij hieronder anders staat vermeld. Glas: reinig oppervlakken van glasmozaïek met zuiver water en een normaal glasreinigingsmiddel op basis van alcohol. Gebruik een zachte doek om krassen te voorkomen.

Metaal: gebruik warm zeepwater, een vochtige doek en daarna een droge doek. U kunt ook een schoonmaakmiddel voor roestvrij staal gebruiken. Gebruik geen krassende of schurende schoonmaakmiddelen, schuursponsen of bleekwater. Vermijd elk contact tussen roestvrijstalen mozaïek en andere metalen, zoals staalwol, omdat kleine metaaldeeltjes het oppervlak kunnen binnendringen en roestvlekjes kunnen veroorzaken.

Koper: vermijd contact met producten met citroenzuur en fluorwaterstofzuur (zoals zwembadreinigers) omdat deze tot vlekken leiden. Goud: we raden het gebruik van schoonmaakmiddelen op basis van zuur af. Volg de bovenstaande aanwijzingen voor glas op. Iriserende Mozaieken: vermijd contact met producten die fluorwaterstofzuur bevatten (zoals zwembadreinigers), omdat deze de glans beschadigen.

VERLICHTING
Het gebruik van een goede verlichting kan uw mozaïek nog mooier maken, vooral als ze regenboogkleurige delen bevatten. We hopen dat de voorbeeldfoto's uit onze brochure u inspireren.

FOTOGRAFIE
Als gevolg van variaties in studiobelichting en printinkten kunnen de afgebeelde kleuren in deze catalogus enigszins afwijken van die van de daadwerkelijke tegels. Voordat u uw keuze maakt, is het altijd raadzaam om uw Original Styledetailhandelaar te vragen om monsters.

AANSPRAKELIJKHEIDSBEPERKING
Original Style is niet aansprakelijk voor de verkeerde installatie van zijn tegels. In geval van klachten met betrekking tot de tegels zelf, is de aansprakelijkheid van Original Style, voor zover dit wettelijk is toegestaan, beperkt tot het vervangen van het product of het vergoeden van de kosten van het product en is gevolgschade niet inbegrepen. De tegels moeten worden geïnspecteerd voordat deze worden gezet. Klachten worden niet behandeld nadat de tegels zijn gezet. Klachten moeten binnen zeven werkdagen na ontvangst van de tegels worden ingediend. De tegelafmetingen kunnen enigszins, maar binnen internationaal geaccepteerde standaarden verschillen van de vermelde nominale afmetingen. We wijzen u erop dat de zetting behoort tot het aanvaarden van de hoeveelheid, kleur, structuur, afmetingen en schakering van de tegels. We wijzen u er verder op dat het gebruik van bepaalde schoonmaakproducten op basis van zuur tot een reactie kan leiden bij sommige tegels waardoor het uiterlijk van de tegels zal veranderen. Original Style garandeert dat zijn tegels overeenkomen met hun omschrijving en geschikt zijn voor het beoogde gebruik. Original Style maakt geen andere uitdrukkelijke of impliciete garanties met betrekking tot de geschiktheid van de producten voor bepaalde installaties. We geven geen garanties, uitdrukkelijk of impliciet, ten aanzien van slijtagebestendigheid of onderhoudsmaatregelen. Het is van groot belang dat de instructies van de producent voor voeg- en lijmmiddelen worden opgevolgd ten aanzien van hun geschiktheid in combinatie met onze producten. Raadpleeg de leverancier van de voeg- en lijmmiddelen van wie u de producten hebt aangekocht in geval van twijfel. Original Style maakt geen beweringen over de geschiktheid voor gebruik van lijm- en voegmiddelen van derde partijen.

Index by name

Name	Code	Page
Actamira	EW-ACTMOS	91
Agra	GW-AGRMOS	54
Alchemy Brick	EW-ALCACBB	43
Aldo	EW-ALDMOS	31
Alluvial	GW-ALLMOS	27
Altai Polished	EW-ALTPB	145
Amar	EW-AMAMOS	96
Amboseli	EW-ABSMOS	106
Amnesia	GW-AMNMOS	91
Angami	EW-AGMMOS	108
Arctic	GW-ARTMOS	21
Arctic Brickbond	GW-ARTMOSBBC	21
Ardesia Grey Brickbond	GW-ARDMOS	105
Ares	GW-AREMOS	53
Artillery Brushed	EW-ARTBPR	58
Ashanti	GW-ASHMOS	86
Astral Copper	EW-ASTCPMOS	45
Astral Silver	EW-ASTSLMOS	57
Athenian Braid Black	EW-ATBRAIDB	144
Athenian Braid Travertine	EW-ATBRAIDT	144
Athenian Diamond Black	EW-ATHDIAB	144
Athenian Diamond Noce	EW-ATHDIAN	144
Athenian Interlocking Noce	EW-ATHINTN	144
Athenian Quadrant Black	EW-ATQUADB	144
Athenian Quadrant Travertine	EW-ATQUADT	144
Athenian Rope Black	EW-ATROPEB	144
Aqua Scale Clear	GW-AQUSCMOS	81
Aqua Scale Frosted	GW-AQUSCMOSF	81
Atlantic	GW-ATLMOS	71
Aura	GW-AUAMOS	33
Aurelio	EW-AURMOS	42
Autumn Haze	GW-AUTMOS	31
Autumn Leaf Gold	GW-AULMOS	50
Axum	EW-AXUMOS	57
Azahar	EW-VMAZAT30	134
Aztec	EW-AZTMOS	118
Barcelona	GW-BRCMOS	27
Baring	GW-BARMOS	94
Basketweave	CS-BSKMOS	122
Basketweave (black with white dot)	EW-BSKBLACK	138
Basketweave (white with black dot)	EW-BSKWHITE	138
Basu	EW-BASMOS	96
Battalion Brushed	EW-BATB47	58
Batu	GW-BATMOS	74
Beaufort	GW-BEAMOS	107
Beige Hawaii	EW-HAWAII3	133
Beige Hawaii Border	EW-HAWAIIB3	145
Beryl	GW-BERRRMOS	79
Bespin	GW-BESMOS	104
Bianco 1.0	EW-VMBIANCO	128
Bianco Marble Brickbond Mosaic	GW-BIAMOS	99
Bihar	GW-BIHMOS	115
Bijou	GW-BIJMOS	86
Biscay Clear Offset	GW-BCYMOSOFFC	73
Black and White Honeycomb	CS-HNYCOMWB	123
Black Large Honeycomb	CS-HNYBLKLG	123
Black Link	EW-BKLMOS	108
Black/Crema Octagon	EW-VMBLKOCT	138
Blue Octagon & Dot	CS-OCTDOTBL	122
Bohemia	GW-BOHMOS	113
Bora Bora	EW-BORA2	140
Borneo	GW-BORNEO	80
Borrega	EW-BRRB	145
Brickbond Beige	EW-VMBBBEIGE	131
Brickbond Bottocino Tumbled	EW-VMBBBOTTM	131
Brickbond Crema	EW-VMBBCREMA	131
Brickbond Nero Tumbled	EW-VMBBNEROM	142
Brickbond Noce Tumbled	EW-VMBBNOCEM	134
Brickbond Pearl	EW-PRLMOSBB	12
Bullion	GW-BULMOS	47
Burano Grey Brickbond	GW-BURBBMOS	101
Burano Grey Hexagon	GW-BURHEXMOS	101
Burano Grey Square	GW-BURMOS	101
Butajira	GW-BTJMOS	89
Byzantium Amber	GW-BYZAMBMOS	44
Byzantium Bronze	GW-BYZBROMOS	44
Byzantium Copper	GW-BYZCOPMOS	44
Byzantium Gem	GW-BYZGEMMOS	48
Byzantium Gold	GW-BYZGLDMOS	48
Byzantium Jewel	GW-BYZJEWMOS	93
Byzantium Myrrh	GW-BYZMYRMOS	108
Byzantium Platinum	GW-BYZPLAMOS	53
Byzantium Treasure	GW-BYZTREMOS	77
Caribbean	GW-CARMOS	82
Caribou	EW-CARHB	145
Carinthia	GW-CRAMOS	94
Cascade Natural	GW-CSNPMOS	69
Cascade Silk	GW-CSSPMOS	69
Caspar	GW-CASHEXMOS	117
Cavalier Brushed	EW-CAVBBB	58
Cedar Ridge	GW-CDRMOS	35
Ceres	EW-CERMOS	100
Chakra	GW-CHAMOS	92
Chanda	GW-CHNHEXMOS	83
Chennai	EW-CHEMOS	33
Chi	GW-CHIMOS	83
Chic Bottocino Polished	EW-VMCHICBOTT	131
Chrysler	EW-CYSMOS	63
Chumu	EW-CHUMOS	94
Cirrus Small Hexagon	EW-CIRMOS	129
Cirrus Large Hexagon	EW-CIRMOSLG	129
Classic Octagon and Dot	CS-OCTDOT	122
Classic Octagon and Dot Large	CS-OCTDOTLG	122
Cochin	GW-CCHHEXMOS	40
Crema 1.0	EW-VMCREMA1	131
Crema 2.3	EW-VMCREMA	131
Crema 4.8	EW-VMCREMA48	131
Crema Chipped Edge 2.3	EW-VMCREMACE	131
Cretaceous	GW-CREMOS	40
Crypto Large Hexagon	EW-CYLHXMOS	143
Crypto Random	EW-CYRNDMOS	143
Crypto Small Hexagon	EW-CYSHXMOS	143
Crystal Blue	GW-CRYMOS	73
Cuirassier Brushed Black	EW-CURBB	109
Cuirassier Brushed Steel	EW-CURBS	58
Cumulus 4.8 Hexagon	EW-CMUMOS	129
Czars Delight	GW-CZDMOS	31
Dappled Sky	GW-DAPMOS	73
Dawn	GW-DWNMOS	47
Delta Black	EW-DLBLKMOS	142
Delta Grey	EW-DLGRMOS	137
Delta White	EW-DLWHMOS	129
Desire	EW-DESMOS	44
Dias	EW-DASMOS	110
Discovery	GW-DSCMOS	35
Dispur	GW-DISHEXMOS	40
Divine	GW-DIVMOS	32
Dreadnought	EW-DREMOS	64
Dream	GW-DREMOS	92
Eden	GW-EDEMOS	73
Eiger	GW-EIGMOS	92
El Divino	GW-EDIMOS	61
Elgon	GW-EGNMOS	32
Empire	EW-EMPMOS	45
Eris Running Brick Mix	EW-ERIMOS	100
Escalante Honed	EW-ESCHB	145
Escalante Polished	EW-ESCPB	145
Ethereal	GW-ETHMOS	44
Exti	EW-EXTMOS	26
Fable	EW-FABMOS	115
Fantasy	GW-FANMOS	69
Fawkes	GW-FAWMOS	105
Ferro	EW-FERMOS	108
Flores	GW-FLORES	107
Fusilier Brushed	EW-FUSBS	59
Fusion Macro	EW-FUSMAMOS	62
Fusion Micro	EW-FUSMIMOS	62
Galiano Silk	GW-GLSPMOS	23
Garabaldi	GW-GRBMOS	89
Gauntlet	EW-GAUMOS	64
Giallo 2.3	EW-VMGIALLO	135
Gibson	EW-ATGIB	144
Gold Pearl	EW-GPLMOS	37
Gold Pearl Brickbond	EW-GPLBBMOS	37
Golpo	EW-GOLMOS	26
Grace Shell	EW-GRCMOS	37
Green Balihai	EW-BALIHAI2	140
Grisaille 1.0	EW-VMGRIG1	129
Guyot Natural	GW-GYNPMOS	95
Guyot Silk	GW-GYSPMOS	95
Harmony	GW-HARMOS	26
Harvey Wallbanger	GW-HVWMOS	85
Helmi	GW-HELMOS	89
Herald	EW-HERMOS	117
Horizon	GW-HORMOS	107
Hotat	EW-HOTMOS	32
Hoth	GW-HOTMOS	99
Huascaran	GW-HSRMOS	16
Hudson Clear	GW-HUDMOSOFFC	82
Huron Clear Random Pattern	GW-HURMOSR	78
Huron Frosted Random Pattern	GW-HURMOSRF	78
Hussar Brushed	EW-HUSB23	58
Ibiza	CS-IBIMOS	125
Ice	GW-ICERRMOS	19
Illusion	GW-ILSMOS	15
Imphal	EW-IMPMOS	40
Inca	EW-INCMOS	50
Inca Gold 15	EW-INGMOS15	49
Inca Gold 23	EW-INGMOS23	49
Innocence Shell	EW-INNMOS	12
Ivory Samoa	EW-SAMOA2	133
Ivory Samoa Border	EW-SAMOAB2	145
Jade 2.3	EW-VMJADE	142
Jager	GW-JAGDLMOS	99
Jai	EW-JAIMOS	29
Jaipur	GW-JIPHEXMOS	73
Jakku	GW-JAKMOS	104
Jalapa	GW-JALMOS	83
Jerusalem Gold 2.3	EW-VMJGOLD	135
Jerusalem Gold 4.8	EW-VMJGOLD48	135
John Collins	GW-JNCMOS	71
Jules Verne	EW-JUVEP	65
Jungfrau	GW-JUNMOS	111
Jungfrau Brickbond	GW-JUNBB	111
Juvela	GW-JUVMOS	69
Kaleidoscope Black & White	GW-KLDMOS	118
Kamino	GW-KMNMOS	104
Kandahar	GW-KANMOS	96
Karisimbi	GW-KRMMOS	21
Katinka	GW-KTKMOS	91
Kauali	EW-KAUBBMOS	109
Kerala	GW-KERHEXMOS	108
Khalifa	GW-KHAMOS	54
Khois	EW-KHOMOS	103
Kinabalu	GW-KINMOS	69
Kinetic	GW-KNTMOS	118
Klondike	GW-KLOMOS	35
Kobushi	GW-KOBMOS	44
Kohar	GW-KOHMOS	83
Kongur	GW-KNGMOS	21

Name	Code	Page
Kumta	GW-KMTHEXMOS	40
Labrador	GW-LABMOS	106
Lafayette Pearl	GW-LFPPMOS	26
Lafayette Silk	GW-LFSPMOS	26
Lagos	GW-LAGMOS	73
Lancer	EW-LANB2X3	58
Latouche Natural	GW-LTNPMOS	29
Latouche Silk	GW-LTSPMOS	29
Leaf Mosaic Beige Mix	EW-BGLMOS	65
Leaf Mosaic Grey/Silver Mix	EW-SGLMOS	64
Lega	EW-LEGMOS	58
Leso	EW-LESMOS	96
Levantine Ivory Splitface	EW-LIVSFMOS	134
Lial	EW-LIAMOS	98
Lombok	GW-LOMMOS	31
Lust	EW-LUSMOS	86
Maasai Mara	EW-MAAMOS	106
Madalena Polished	EW-MDLPB	145
Magalia	GW-MAGMOS	73
Mambo	GW-MAMMOS	111
Mandalay	GW-MNDMOS	44
Margarita	GW-MGRMOS	89
Marmo	CS-MMOMOS	23
Marsabit (8 sheets)	GW-MRBPAN	67
Mazatlan Honed	EW-MAZHB	145
Mazatlan Polished	EW-MAZPB	145
Medak	GW-MDKHEXMOS	80
Medina	GW-MDNMOS	47
Medine	GW-MDEMOS	113
Mediterranean	GW-MEDMOS	82
Mellow	GW-MELMOS	92
Menegai (8 sheets)	GW-MENPAN	67
Meseta	EW-ATMES	144
Milk Pearl	GW-MKPPMOS	15
Milk Silk	GW-MKSPMOS	26
Ming	CS-MINMOS	68
Minoan	EW-MINMOS	50
Mists	GW-MISMOS	53
Mixed Travertine 2.3	EW-VMTM23	135
Mixed Travertine 4.8	EW-VMTM48	135
Modesty Shell	EW-MDYMOS	38
Mogao	EW-MOGMOS	96
Mont Blanc	GW-MBLMOS	17
Monte Cristo	GW-MOCMOS	71
Moonbeam Penny Round	CS-PRMOON	122
Moonlight	GW-MLTMOS	71
Morij	EW-MRJMOS	86
Morning Dew	GW-MRDMOS	89
Morning Sun	GW-MORMOS	29
Mother of Pearl	EW-PARMOS	37
Mother of Pearl Dark Brickbond	EW-MOPDBBMOS	38
Murano Grey	GW-MRNHEXMOS	99
Naga	EW-NGAMOS	40
Namib	EW-ATNAM	144
Nares Brickbond	EW-NARBBMOS	129
Nares Hexagon	EW-NARHXMOS	129
Nares Running Brick	EW-NARRBMOS	129
Negra Black Splitface	EW-NEGSFMOS	142
Neve Linear	EW-NEVMOS	128
Nimbus Basketweave	EW-NIMMOS	128
Noce 1.0	EW-VMNOCE1	135
Noce 2.3	EW-VMNOCE	135
Noce Chipped Edge 2.3	EW-VMNOCECE	135
Oasis	GW-OASMOS	77
Obsession	EW-OBSMOS	93
Octagon & Dot Blue	CS-OCTDOTBL	122
Okhotsk (sparkle)	GW-OKHMOS	54
Onya	EW-ONYMOS	23
Opulence	EW-OPUMOS	44
Orabella	EW-ORAMOS	43
Origin Beige	EW-ORBGMOS	132
Origin Brown	EW-ORBRMOS	141
Origin Dark Grey	EW-ORDGRMOS	141
Origin Grey	EW-ORGRMOS	128
Orla	EW-ORLMOS	47
Ottone	EW-OTTMOS	42
Pacha	GW-PCHMOS	110
Pacific	GW-PACMOS	71
Pagai	GW-PAGMOS	77
Pamplona	GW-PAMMOS	94
Panaji	GW-PJIHEXMOS	53
Paparazzi	GW-PAPMOSR	50
Paragon	GW-PARDLMOS	91
Patna	GW-PATMOS	109
Peace	GW-PEAMOS	17
Pearl Scale Clear	GW-PRLSCMOS	19
Pearl Scale Frosted	GW-PRLSCMOSF	19
Pearl Shell	EW-PRLMOS	12
Perla Large Hexagon	EW-PRLHMOS	132
Perugia 4.8	EW-VMPERP48	137
Phoenicia	GW-PHOMOS	68
Pink Panther	GW-PPAMOS	89
Poona	GW-PNAHEXMOS	109
Porcelain Black Square	CS-PORBSQ	124
Porcelain Black & White Hexagon	CS-PORBHXC	124
Porcelain Black & White Square	CS-PORWBSQC	124
Porcelain Border	CS-PORBDR	124
Porcelain Corner	CS-PORCNR	124
Porcelain White Hexagon	CS-PORWHX	124
Porcelain White Square	CS-PORWSQ	124
Postojna	EW-POSMOS	29
Pradesh	GW-PRAMOS	106
Prague	GW-PRGMOS	31
Purity	EW-PURMOS	12
Quail Maui	EW-MAUI2	140
Quail Maui Border	EW-MAUIB2	145
Raipur	GW-RAIMOS	109
Rakaposhi	GW-RAKMOS	103
Rakoram	GW-RKOMOS	103
Reflection	GW-RFLMOS	47
Reflections Silver	GW-RSILMOS	61
Rena	GW-RENMOS	96
Ripple	GW-RPLMOS	77
Rodio	EW-RODMOS	63
Rois	EW-ROIMOS	23
Sadiola	GW-SADMOS	83
Safira	GW-SAFMOS	71
Santa Ana	GW-SNTMOS	35
Saratoga	GW-SARMOS	71
Savoy	GW-SAVHEXMOS	117
Schwan Natural	GW-SCNPMOS	69
Schwan Silk	GW-SCSPMOS	77
Selene	GW-SELMOS	29
Seneca	GW-SNCMOS	35
Sequoia	GW-SEQMOS	83
Serene	GW-SREMOS	92
Serpentine Silk	GW-SPSPMOS	29
Sevier	EW-ATSEV	144
Shadow	GW-SHDMOS	53
Shala	GW-SHLMOS	29
Shanir	EW-SHAMOS	94
Shard	EW-SHRMOS	63
Shoreline	GW-SLNMOS	68
Sierra	GW-SRAMOS	35
Silmaril	GW-SLMMOS	50
Silurian	GW-SILMOS	31
Silver Link	EW-SVLMOS	59
Silver Nugget	EW-SNUMOS	57
Silvermoon Silk	GW-SLSPMOS	95
Singapore Sling	GW-SISMOS	86
Singer	EW-SNGMOS	63
Smokey Ridge	GW-SKRMOS	110
Solitaire	GW-SLTDLMOS	79
Sonoan Honed	EW-SONHB	145
Sorrento 2.3	EW-VMSORP23	132
Spectre	GW-SPEMOS	99
Spiral Black Marble	EW-SPBLKMOS	142
Spiral Grey Marble	EW-SPGRMOS	137
Spirit	GW-SPIMOS	77
Splendour	GW-SPLMOS	93
Splitface Beige	EW-VMSFBEIGE	132
Stellar	EW-STLMOS	50
Stratus Basketweave	EW-STRMOS	128
Sukai	GW-SUKMOS	115
Sumatra	GW-SUMATRA	33
Sunset Special	GW-SNSMOS	85
Superior	GW-SUPMOST	78
Superior	GW-SUPMOS48T	78
Superior Clear Brickbond	GW-SUPMOSBBC	78
Surprise	GW-SPRMOS	91
Tahoe	GW-TAHMOST	71
Taj	GW-TAJMOS	54
Taupo Stripe	GW-TPOMOS	17
Telstar	EW-TLSMOS	49
Theia	GW-THIMOS	29
Torcello White Hexagon	GW-TORHEXMOS	24
Torcello White Brickbond	GW-TORBBMOS	24
Torcello White Square	GW-TORMOS	24
Torque	EW-TORMOS	57
Torus Beige	EW-TORBGMOS	132
Torus Silver	EW-TORSLMOS	128
Toubkal	GW-TKLMOS	91
Tousside	GW-TSSMOS	106
Tranquility	GW-TRAMOS	72
Trend Mica Polished	EW-TRENDMIC	134
Trend Sorrento Polished	EW-TRENDSOR	132
Tribune	GW-TRIMOS	54
Tuwana	EW-TUWMOS	115
Ultimo Shell	GW-UMSMOS	16
Utopia	GW-UTOMOS	85
Valen	GW-VALMOS	57
Vatukoula	GW-VGMMOS	110
Velvet Bloom	GW-VTBMOS	85
Venetia	GW-VNTMOS	113
Victoria Clear Brickbond	GW-VCTMOSBBC	83
Viedo	GW-VIEMOS	96
Vista	GW-VSTMOS	48
Volta Brickbond	GW-VTAMOSBBT	74
Volta Clear & Frosted Random Pat.	GW-VTAMOSRM	74
Volta Clear Brickbond	GW-VTAMOSBBC	74
Volta Clear Random Pattern	GW-VTAMOSR	74
Volta Frosted Random Pattern	GW-VTAMOSRF	74
White Honeycomb	CS-HNYCOMW	123
White Lady	GW-WLYMOS	15
White Large Honeycomb	CS-HNYWHTLG	123
White Octagon 10	EW-VMOCTW10	138
White Octagon 4.8	EW-VMOCTW48	138
White Pearl Herringbone	EW-WPHERMOS	13
White Pearl Hexagon	EW-WPHEXMOS	13
White Pearl Lozenge	EW-WPLOZMOS	13
Whitney	GW-WHIMOS	15
Willis	EW-WILMOS	63
Yuma Honed	EW-YMAHB	145
Zama Polished	EW-ZAMPB	145
Zamo	GW-ZAMMOS	44
Zao	GW-ZAOMOS	85
Zenith Copper	EW-ZENCPMOS	45
Zenith Silver	EW-ZENSLMOS	57
Zircon	GW-ZIRRRMOS	99

Index by code

Code	Name	Page
CS-BSKMOS	Basketweave	122
CS-HNYBLKLG	Black Large Honeycomb	123
CS-HNYCOMW	White Honeycomb	123
CS-HNYCOMWB	Black and White Honeycomb	123
CS-HNYWHTLG	White Large Honeycomb	123
CS-IBIMOS	Ibiza	125
CS-MINMOS	Ming	68
CS-MMOMOS	Marmo	23
CS-OCTDOT	Classic Octagon & Dot	122
CS-OCTDOTBL	Blue Octagon & Dot	122
CS-OCTDOTBL	Octagon & Dot Blue	122
CS-OCTDOTLG	Classic Octagon & Dot Large	122
CS-PORBDR	Porcelain Border	124
CS-PORBHXC	Porcelain Black & White Hexagon	124
CS-PORBSQ	Porcelain Black Square	124
CS-PORCNR	Porcelain Corner	124
CS-PORWHX	Porcelain White Hexagon	124
CS-PORWBSQC	Porcelain Black & White Square	124
CS-PORWSQ	Porcelain White Square	124
CS-PRMOON	Moonbeam Penny Round	122
EW-ABSMOS	Amboseli	106
EW-ACTMOS	Actamira	91
EW-AGMMOS	Angami	108
EW-ALCACBB	Alchemy Brick	43
EW-ALDMOS	Aldo	31
EW-ALTPB	Altai Polished	145
EW-AMAMOS	Amar	96
EW-ARTBPR	Artillery Brushed	58
EW-ASTCPMOS	Astral Copper	45
EW-ASTSLMOS	Astral Silver	57
EW-ATBRAIDB	Athenian Braid Black	144
EW-ATBRAIDT	Athenian Braid Travertine	144
EW-ATGIB	Gibson	144
EW-ATHDIAB	Athenian Diamond Black	144
EW-ATHDIAN	Athenian Diamond Noce	144
EW-ATHINTN	Athenian Interlocking Noce	144
EW-ATMES	Meseta	144
EW-ATNAM	Namib	144
EW-ATQUADB	Athenian Quadrant Black	144
EW-ATQUADT	Athenian Quadrant Travertine	144
EW-ATROPEB	Athenian Rope Black	144
EW-ATSEV	Sevier	144
EW-AURMOS	Aurelio	42
EW-AXUMOS	Axum	57
EW-AZTMOS	Aztec	118
EW-BALIHAI2	Green Balihai	140
EW-BASMOS	Basu	96
EW-BATB47	Battalion Brushed	58
EW-BGLMOS	Leaf Mosaic Beige Mix	65
EW-BKLMOS	Black Link	108
EW-BORA2	Bora Bora	140
EW-BRRB	Borrega	145
EW-BSKBLACK	Basketweave (black + white dot)	138
EW-BSKWHITE	Basketweave (white + black dot)	138
EW-CARHB	Caribou	145
EW-CAVBBB	Cavalier Brushed	58
EW-CERMOS	Ceres	100
EW-CHEMOS	Chennai	33
EW-CHUMOS	Chumu	94
EW-CIRMOS	Cirrus Small Hexagon	129
EW-CIRMOSLG	Cirrus Large Hexagon	129
EW-CMUMOS	Cumulus 4.8 Hexagon	129
EW-CURBB	Cuirassier Brushed Black	109
EW-CURBS	Cuirassier Brushed Steel	58
EW-CYLHXMOS	Crypto Large Hexagon	143
EW-CYRNDMOS	Crypto Random	143
EW-CYSHXMOS	Crypto Small Hexagon	143
EW-CYSMOS	Chrysler	63
EW-DASMOS	Dias	110
EW-DESMOS	Desire	44
EW-DLBLKMOS	Delta Black	142
EW-DLGRMOS	Delta Grey	137
EW-DLWHMOS	Delta White	129
EW-DREMOS	Dreadnought	64
EW-EMPMOS	Empire	45
EW-ERIMOS	Eris Running Brick	100
EW-ESCHB	Escalante Honed	145
EW-ESCPB	Escalante Polished	145
EW-EXTMOS	Exti	26
EW-FABMOS	Fable Stone Pattern Mosaic 73x73	115
EW-FERMOS	Ferro	108
EW-FUSBS	Fusilier Brushed	59
EW-FUSMAMOS	Fusion Macro	62
EW-FUSMIMOS	Fusion Micro	62
EW-GAUMOS	Gauntlet	64
EW-GOLMOS	Golpo	26
EW-GPLBBMOS	Gold Pearl Brickbond	37
EW-GPLMOS	Gold Pearl	37
EW-GRCMOS	Grace Shell	37
EW-HAWAII3	Beige Hawaii	133
EW-HAWAIIB3	Beige Hawaii Border	145
EW-HERMOS	Herald	117
EW-HOTMOS	Hotat	32
EW-HUSB23	Hussar Brushed	58
EW-IMPMOS	Imphal	40
EW-INCMOS	Inca	50
EW-INGMOS15	Inca Gold 15	49
EW-INGMOS23	Inca Gold 23	49
EW-INNMOS	Innocence Shell	12
EW-JAIMOS	Jai	29
EW-JUVEP	Jules Verne	65
EW-KAUBBMOS	Kauali	109
EW-KHOMOS	Khois	103
EW-LANB2X3	Lancer Brushed	58
EW-LEGMOS	Lega	58
EW-LESMOS	Leso	96
EW-LIAMOS	Lial	98
EW-LIVSFMOS	Levantine Ivory Splitface	134
EW-LUSMOS	Lust	86
EW-MAAMOS	Maasai Mara	106
EW-MAUI2	Quail Maui	140
EW-MAUIB2	Quail Maui Border	145
EW-MAZHB	Mazatlan Honed	145
EW-MAZPB	Mazatlan Polished	145
EW-MDLPB	Madalena Polished	145
EW-MDYMOS	Modesty Shell	38
EW-MINMOS	Minoan	50
EW-MOGMOS	Mogao	96
EW-MOPDBBMOS	Mother of Pearl Dark Brickbond	38
EW-MRJMOS	Morij	86
EW-NARBBMOS	Nares Brickbond	129
EW-NARHXMOS	Nares Hexagon	129
EW-NARRBMOS	Nares Running Brick	129
EW-NEGSFMOS	Negra Black Splitface	142
EW-NEVMOS	Neve Linear	128
EW-NGAMOS	Naga	40
EW-NIMMOS	Nimbus Basketweave	128
EW-OBSMOS	Obsession	93
EW-ONYMOS	Onya	23
EW-OPUMOS	Opulence	44
EW-ORAMOS	Orabella	43
EW-ORBGMOS	Origin Beige	132
EW-ORBRMOS	Origin Brown	141
EW-ORDGRMOS	Origin Dark Grey	141
EW-ORGRMOS	Origin Grey	128
EW-ORLMOS	Orla	47
EW-OTTMOS	Ottone	42
EW-PARMOS	Mother of Pearl	37
EW-POSMOS	Postojna	29
EW-PRLHMOS	Perla Large Hexagon	132
EW-PRLMOS	Pearl Shell	12
EW-PRLMOSBB	Brickbond Pearl	12
EW-PURMOS	Purity	12
EW-RODMOS	Rodio	63
EW-ROIMOS	Rois	23
EW-SAMOA2	Ivory Samoa	133
EW-SAMOAB2	Ivory Samoa Border	145
EW-SGLMOS	Leaf Grey/Silver Mix	64
EW-SHAMOS	Shanir	94
EW-SHRMOS	Shard	63
EW-SNGMOS	Singer	63
EW-SNUMOS	Silver Nugget	57
EW-SONHB	Sonoan Honed	145
EW-SPBLKMOS	Spiral Black Marble	142
EW-SPGRMOS	Spiral Grey Marble	137
EW-STLMOS	Stellar	50
EW-STRMOS	Stratus Basketweave	128
EW-SVLMOS	Silver Link	59
EW-TLSMOS	Telstar	49
EW-TORBGMOS	Torus Beige	132
EW-TORMOS	Torque	57
EW-TORSLMOS	Torus Silver	128
EW-TRENDMIC	Trend Mica Polished	134
EW-TRENDSOR	Trend Sorrento Polished	132
EW-TUWMOS	Tuwana	115
EW-VMAZAT30	Azahar	134
EW-VMBBBEIGE	Brickbond Beige	131
EW-VMBBBOTTM	Brickbond Bottocino Tumbled	131
EW-VMBBCREMA	Brickbond Crema	131
EW-VMBBNEROM	Brickbond Nero Tumbled	142
EW-VMBBNOCEM	Brickbond Noce Tumbled	134
EW-VMBIANCO	Bianco 1.0	128
EW-VMBLKOCT	Black/Crema Octagon	138
EW-VMCHICBOTT	Chic Bottocino Polished	131
EW-VMCREMA	Crema 2.3	131
EW-VMCREMA1	Crema 1.0	131
EW-VMCREMA48	Crema 4.8	131
EW-VMCREMACE	Crema Chipped Edge 2.3	131
EW-VMGIALLO	Giallo 2.3	135
EW-VMGRIG1	Grisaille 1.0	129
EW-VMJADE	Jade 2.3	142
EW-VMJGOLD	Jerusalem Gold 2.3	135
EW-VMJGOLD48	Jerusalem Gold 4.8	135
EW-VMNOCE	Noce 2.3	135
EW-VMNOCE1	Noce 1.0	135
EW-VMNOCECE	Noce Chipped Edge 2.3	135
EW-VMOCTW10	White Octagon 10	138
EW-VMOCTW48	White Octagon 4.8	138
EW-VMPERP48	Perugia 4.8	137
EW-VMSFBEIGE	Splitface Beige	132
EW-VMSORP23	Sorrento 2.3	132
EW-VMTM23	Mixed Travertine 2.3	135
EW-VMTM48	Mixed Travertine 4.8	135
EW-WILMOS	Willis	63
EW-WPHERMOS	White Pearl Herringbone	13
EW-WPHEXMOS	White Pearl Hexagon	13
EW-WPLOZMOS	White Pearl Lozenge	13
EW-YMAHB	Yuma Honed	145
EW-ZAMPB	Zama Polished	145
EW-ZENCPMOS	Zenith Copper	45
EW-ZENSLMOS	Zenith Silver	57
GW-AGRMOS	Agra	54
GW-ALLMOS	Alluvial	27
GW-AMNMOS	Amnesia	91
GW-AQUSCMOS	Iridescent Fan Aqua clear	81
GW-AQUSCMOSF	Iridescent Fan Mosaic Aqua frosted	81
GW-ARDMOS	Ardesia Grey Brickbond	105
GW-AREMOS	Ares	53
GW-ARTMOS	Arctic	21
GW-ARTMOSBBC	Arctic Brickbond	21

Code	Name	Page
GW-ASHMOS	Ashanti	86
GW-ATLMOS	Atlantic	71
GW-AUAMOS	Aura	33
GW-AULMOS	Autumn Leaf Gold	50
GW-AUTMOS	Autumn Haze	31
GW-BARMOS	Baring	94
GW-BATMOS	Batu	74
GW-BCYMOSOFFC	Biscay Clear Offset	73
GW-BEAMOS	Beaufort	107
GW-BERRRMOS	Beryl	79
GW-BESMOS	Bespin	104
GW-BIAMOS	Bianco Marble Brick Bond	99
GW-BIHMOS	Bihar	115
GW-BIJMOS	Bijou	86
GW-BOHMOS	Bohemia	113
GW-BORNEO	Borneo	80
GW-BRCMOS	Barcelona	27
GW-BTJMOS	Butajira	89
GW-BULMOS	Bullion	47
GW-BURBBMOS	Burano Grey Brick bond	101
GW-BURHEXMOS	Burano Grey Hex Mosaic	101
GW-BURMOS	Burano Grey Square	101
GW-BYZAMBMOS	Byzantium Amber	44
GW-BYZBROMOS	Byzantium Bronze	44
GW-BYZCOPMOS	Byzantium Copper	44
GW-BYZGEMMOS	Byzantium Gem	48
GW-BYZGLDMOS	Byzantium Gold	48
GW-BYZJEWMOS	Byzantium Jewel	93
GW-BYZMYRMOS	Byzantium Myrrh	108
GW-BYZPLAMOS	Byzantium Platinum	53
GW-BYZTREMOS	Byzantium Treasure	77
GW-CARMOS	Caribbean	82
GW-CASHEXMOS	Caspar	117
GW-CCHHEXMOS	Cochin	40
GW-CDRMOS	Cedar Ridge	35
GW-CHAMOS	Chakra	92
GW-CHIMOS	Chi	83
GW-CHNHEXMOS	Chanda	83
GW-CRAMOS	Carinthia	94
GW-CREMOS	Cretaceous	40
GW-CRYMOS	Crystal Blue	73
GW-CSNPMOS	Cascade Natural	69
GW-CSSPMOS	Cascade Silk	69
GW-CZDMOS	Czars Delight	31
GW-DAPMOS	Dappled Sky	73
GW-DISHEXMOS	Dispur	40
GW-DIVMOS	Divine	32
GW-DREMOS	Dream	92
GW-DSCMOS	Discovery	35
GW-DWNMOS	Dawn	47
GW-EDEMOS	Eden	73
GW-EDIMOS	El Divino	61
GW-EGNMOS	Elgon	32
GW-EIGMOS	Eiger	92
GW-ETHMOS	Ethereal	44
GW-FANMOS	Fantasy	69
GW-FAWMOS	Fawkes	105
GW-FLORES	Flores	107
GW-GLSPMOS	Galiano Silk	23
GW-GRBMOS	Garabaldi	89
GW-GYNPMOS	Guyot Natural	95
GW-GYSPMOS	Guyot Silk	95
GW-HARMOS	Harmony	26
GW-HELMOS	Helmi	89
GW-HORMOS	Horizon	107
GW-HOTMOS	Hoth	99
GW-HSRMOS	Huascaran	16
GW-HUDMOSOFFC	Hudson Clear	82
GW-HURMOSR	Huron Clear Random Pattern	78
GW-HURMOSRF	Huron Frosted Random Pattern	78

Code	Name	Page
GW-HVWMOS	Harvey Wallbanger	85
GW-ICERRMOS	Ice	19
GW-ILSMOS	Illusion	15
GW-JAGDLMOS	Jager	99
GW-JAKMOS	Jakku	104
GW-JALMOS	Jalapa	83
GW-JIPHEXMOS	Jaipur	73
GW-JNCMOS	John Collins	71
GW-JUNBB	Jungfrau Brickbond	111
GW-JUNMOS	Jungfrau	111
GW-JUVMOS	Juvela	69
GW-KANMOS	Kandahar	96
GW-KERHEXMOS	Kerala	108
GW-KHAMOS	Khalifa	54
GW-KINMOS	Kinabalu	69
GW-KLDMOS	Kaleidoscope	118
GW-KLOMOS	Klondike	35
GW-KMNMOS	Kamino	104
GW-KMTHEXMOS	Kumta	40
GW-KNGMOS	Kongur	21
GW-KNTMOS	Kinetic	118
GW-KOBMOS	Kobushi	44
GW-KOHMOS	Kohar	83
GW-KRMMOS	Karisimbi	21
GW-KTKMOS	Katinka	91
GW-LABMOS	Labrador	106
GW-LAGMOS	Lagos	73
GW-LFPPMOS	Lafayette Pearl	26
GW-LFSPMOS	Lafayette Silk	26
GW-LOMMOS	Lombok	31
GW-LTNPMOS	Latouche Natural	29
GW-LTSPMOS	Latouche Silk	29
GW-MAGMOS	Magalia	73
GW-MAMMOS	Mambo	111
GW-MBLMOS	Mont Blanc	17
GW-MDKHEXMOS	Medak	80
GW-MDEMOS	Medine	113
GW-MDNMOS	Medina	47
GW-MEDMOS	Mediterranean	82
GW-MELMOS	Mellow	92
GW-MENPAN	Menegai (8 sheets)	67
GW-MGRMOS	Margarita	89
GW-MISMOS	Mists	53
GW-MKPPMOS	Milk Pearl	15
GW-MKSPMOS	Milk Silk	26
GW-MLTMOS	Moonlight	71
GW-MNDMOS	Mandalay	44
GW-MOCMOS	Monte Cristo	71
GW-MORMOS	Morning Sun	29
GW-MRBPAN	Marsabit (8 sheets)	67
GW-MRDMOS	Morning Dew	89
GW-MRNHEXMOS	Murano Grey	99
GW-OASMOS	Oasis	77
GW-OKHMOS	Okhotsk (sparkle)	54
GW-PACMOS	Pacific	71
GW-PAGMOS	Pagai	77
GW-PAMMOS	Pamplona	94
GW-PAPMOSR	Paparazzi	50
GW-PARDLMOS	Paragon	91
GW-PATMOS	Patna	109
GW-PCHMOS	Pacha	110
GW-PEAMOS	Peace	17
GW-PHOMOS	Phoenicia	68
GW-PJIHEXMOS	Panaji	53
GW-PNAHEXMOS	Poona	109
GW-PPAMOS	Pink Panther	89
GW-PRAMOS	Pradesh	106
GW-PRGMOS	Prague	31
GW-PRLSCMOS	Pearl Scale Clear	19
GW-PRLSCMOSF	Pearl Scale White Frosted	19

Code	Name	Page
GW-RAIMOS	Raipur	109
GW-RAKMOS	Rakaposhi	103
GW-RENMOS	Rena	96
GW-RFLMOS	Reflection	47
GW-RKOMOS	Rakoram	103
GW-RPLMOS	Ripple	77
GW-RSILMOS	Reflections Silver	61
GW-SADMOS	Sadiola	83
GW-SAFMOS	Safira	71
GW-SARMOS	Saratoga	71
GW-SAVHEXMOS	Savoy	117
GW-SCNPMOS	Schwan Natural	69
GW-SCSPMOS	Schwan Silk	77
GW-SELMOS	Selene	29
GW-SEQMOS	Sequoia	83
GW-SHDMOS	Shadow	53
GW-SHLMOS	Shala	29
GW-SILMOS	Silurian	31
GW-SISMOS	Singapore Sling	86
GW-SKRMOS	Smokey Ridge	110
GW-SLMMOS	Silmaril	50
GW-SLNMOS	Shoreline	68
GW-SLSPMOS	Silvermoon Silk	95
GW-SLTDLMOS	Solitaire	79
GW-SNCMOS	Seneca	35
GW-SNSMOS	Sunset Special	85
GW-SNTMOS	Santa Ana	35
GW-SPEMOS	Spectre	99
GW-SPIMOS	Spirit	77
GW-SPLMOS	Splendour	93
GW-SPRMOS	Surprise	91
GW-SPSPMOS	Serpentine Silk	29
GW-SRAMOS	Sierra	35
GW-SREMOS	Serene	92
GW-SUKMOS	Sukai	115
GW-SUMATRA	Sumatra	33
GW-SUPMOS48T	Superior	78
GW-SUPMOSBBC	Superior Clear Brickbond	78
GW-SUPMOST	Superior	78
GW-TAHMOST	Tahoe	71
GW-TAJMOS	Taj	54
GW-THIMOS	Theia	29
GW-TKLMOS	Toubkal	91
GW-TORBBMOS	Torcello White Brickbond	24
GW-TORHEXMOS	Torcello White Hexagon	24
GW-TORMOS	Torcello White Square	24
GW-TPOMOS	Taupo Stripe	17
GW-TRAMOS	Tranquillity	72
GW-TRIMOS	Tribune Linear mixed material	54
GW-TSSMOS	Tousside	106
GW-UMSMOS	Ultimo Shell	16
GW-UTOMOS	Utopia	85
GW-VALMOS	Valen	57
GW-VCTMOSBBC	Victoria Clear Brickbond	83
GW-VGMMOS	Vatukoula	110
GW-VIEMOS	Viedo	96
GW-VNTMOS	Venetia	113
GW-VSTMOS	Vista	48
GW-VTAMOSBBC	Volta Clear Brickbond	74
GW-VTAMOSBBT	Volta Brickbond	74
GW-VTAMOSR	Volta Clear Random Pattern	74
GW-VTAMOSRF	Volta Frosted Random Pattern	74
GW-VTAMOSRM	Volta Clear & Frosted Random Pat.	74
GW-VTBMOS	Velvet Bloom	85
GW-WHIMOS	Whitney	15
GW-WLYMOS	White Lady	15
GW-ZAMMOS	Zamo	44
GW-ZAOMOS	Zao	85
GW-ZIRRRMOS	Zircon	99


HOT





Victorian Floor Tiles
Traditional geometric floor tiles in a range of colours and shapes



Odyssey
Patterned wall and floor tiles inspired by journeys of discovery



Tileworks
Contemporary porcelain and ceramic tiles for floors and walls



Winchester Tile Company
Hand crafted wall tiles in a choice of sumptuous glazes and finishes

GENERAL ENQUIRIES
Tel: +44 (0)1392 473004
Fax: +44 (0)1392 473014

UK SALES
Tel: +44 (0)1392 473000
Fax: +44 (0)1392 473010

USA SALES
Tel: 508 507 6228
Fax: 1-866 881 6609 (toll free)

REST OF WORLD SALES
Tel: +44 (0)1392 473001
Fax: +44 (0)1392 473011

Email: info@originalstyle.com
Website: www.originalstyle.com

The 'Original Style' logo is a registered trade mark of Original Style Ltd.
Original Style Limited is registered in England number 3018117.
Registered Office: Falcon Road, Sowton Industrial Estate, Exeter, Devon EX2 7LF, England

Your Original Style stockist

£3.00 €4.00 $4.00

MSBROCH7/06/19

© Copyright Original Style Ltd 2019